


Washer-Extractor

Cabinet Hardmount

Design 5 and 6

Refer to Page 5 for Model Numbers



C-CHM11P10_F8677601



Table of Contents

Title	Page
Parts Ordering Information.....	3
Serial Plate Location	3
Model Identification	5
Product Overview - Touch Vend	6
Labels	8
Control Module and Front Tray Assembly - Coin Models	10
Control Module and Front Tray Assembly - Card Reader and Central Pay Models	12
Control Module and Front Tray Assembly - FOB Models	14
Control Tray Assembly.....	16
Flush Mount Coin Meter Assembly - Single Drop	18
Flush Mount Coin Meter Assembly - Dual Drop.....	20
Electronic Coin Meter Assembly	22
Optional Coin Box	24
Inverter Drive Box - 20 and 30 Pound Models with B Voltage	26
Inverter Drive Box - 20 and 30 Pound Models with N, P, Q, W, X and Y Voltage.....	28
Inverter Drive Box - 40 Pound Models with B Voltage	30
Inverter Drive Box - 40 Pound Models with N, P, Q, W, X and Y Voltage.....	32
Inverter Drive Box - 60 Pound Models with Q and X Voltage	34
Inverter Drive Box - 60 Pound Models with N and P Voltage.....	36
External Supply Kit (Drawing 1 of 2)	38
External Supply Kit (Drawing 2 of 2)	40
Inverter Drive	42
Front Panels - S Models	44
Front Panels - H Models	46
Control Panel	48
Rear and Top Panels	50
Side Panels.....	52
Door - 20 Pound Models	54
Door - 30 Pound Models	56
Door - 40 and 60 Pound Models	58
Door Lock.....	60
Shell Front, Basket, Shell and Frame Template - 20 and 30 Pound Models	62
Shell Front, Basket, Shell and Frame Template - 40 and 60 Pound Models	64
Bearing Housing	66
Drain Plumbing	68
Pump Drain Plumbing - 20, 30 and 40 Pound Models.....	70
Fill Plumbing - 20 Pound Models	72
Fill Plumbing - 30 Pound Models	74
Fill Plumbing - 40 Pound Models	76
Fill Plumbing - 60 Pound Models	78
Motor, Pulley and Belt - 20 and 30 Pound Models.....	80

© Copyright 2023, Alliance Laundry Systems LLC

All rights reserved. No part of the contents of this book may be reproduced or transmitted in any form or by any means without the expressed written consent of the publisher.

Motor, Pulley and Belt - 40 and 60 Pound Models.....	82
Electric Heating.....	84
Steam Heating - 40 and 60 Pound Models.....	86
Special Tools and Kits.....	88
Parts Index.....	91

Parts Ordering Information

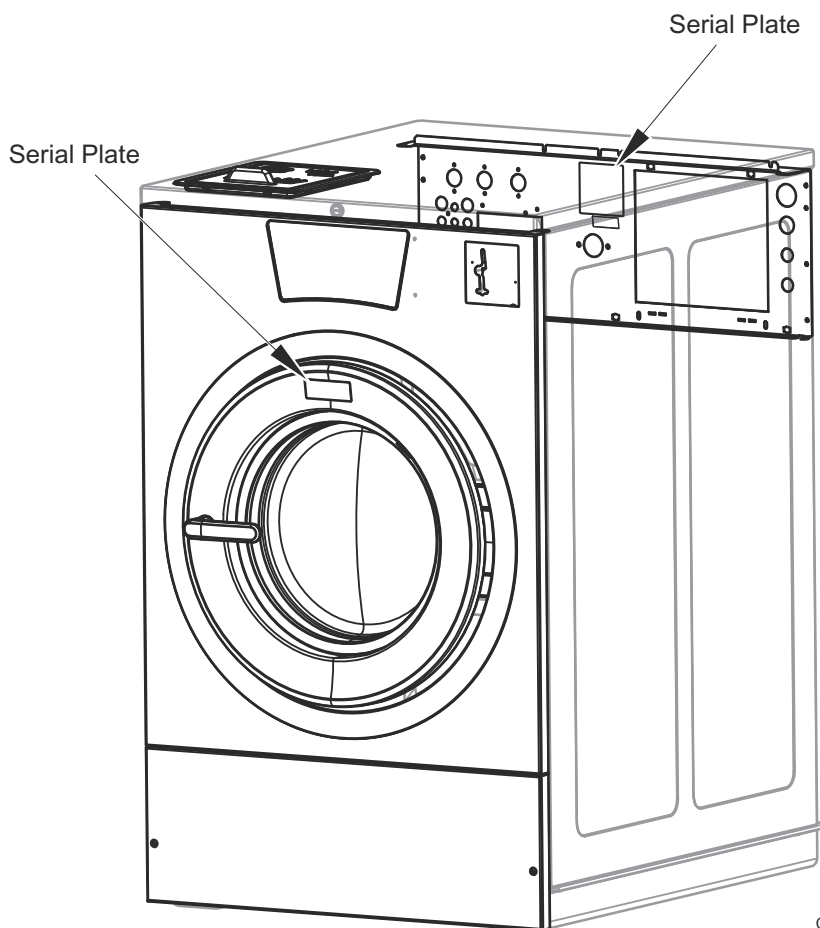
If literature or replacement parts are required, contact the source from whom the machine was purchased or contact Alliance Laundry Systems at (920) 748-3950 for the name and address of the nearest authorized parts distributor.

For technical assistance, call the number listed below:

(920) 748-3121 Ripon, Wisconsin

Serial Plate Location

When calling or writing about your product, be sure to mention model and serial numbers. Model and serial numbers are located on serial plate(s) as shown.



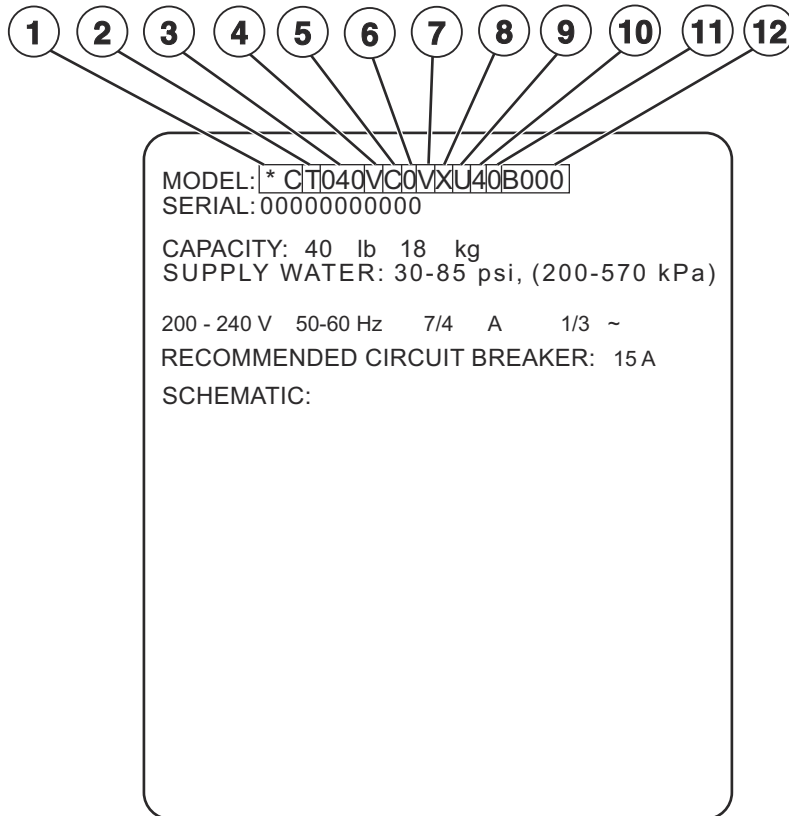
C-CHM11P11_F8677601

Model Identification

Information in this manual is applicable to these washer-extractor models:

HCJ020VV	HCL020VC	HCT020VC	HCU020VC	SCJ020VV	SCL020VC	SCT020VC	SCU020VC
HCJ030VD	HCL020VD	HCT020VD	HCU020VD	SCJ030VD	SCL020VD	SCT020VD	SCU020VD
HCJ030VV	HCL020VE	HCT020VE	HCU020VE	SCJ030VV	SCL020VE	SCT020VE	SCU020VE
HCJ040VV	HCL020VF	HCT020VF	HCU020VF	SCJ040VV	SCL020VF	SCT020VF	SCU020VF
HCJ060VV	HCL020VH	HCT020VH	HCU020VH	SCJ060VV	SCL020VH	SCT020VH	SCU020VH
HCK020VC	HCL020VL	HCT020VL	HCU020VL	SCK020VC	SCL020VL	SCT020VL	SCU020VL
HCK020VD	HCL020VQ	HCT020VP	HCU020VQ	SCK020VD	SCL020VQ	SCT020VP	SCU020VQ
HCK020VE	HCL020VT	HCT020VQ	HCU020VT	SCK020VE	SCL020VT	SCT020VQ	SCU020VT
HCK020VF	HCL020VV	HCT020VT	HCU020VV	SCK020VF	SCL020VV	SCT020VT	SCU020VV
HCK020VH	HCL020VX	HCT020VV	HCU020VX	SCK020VH	SCL020VX	SCT020VV	SCU020VX
HCK020VL	HCL020VY	HCT020VX	HCU020VY	SCK020VL	SCL020VY	SCT020VX	SCU020VY
HCK020VQ	HCL030VC	HCT020VY	HCU030VC	SCK020VQ	SCL030VC	SCT020VY	SCU030VC
HCK020VT	HCL030VD	HCT030VC	HCU030VD	SCK020VT	SCL030VD	SCT030VC	SCU030VD
HCK020VV	HCL030VE	HCT030VD	HCU030VE	SCK020VV	SCL030VE	SCT030VD	SCU030VE
HCK020VX	HCL030VF	HCT030VE	HCU030VF	SCK020VX	SCL030VF	SCT030VE	SCU030VF
HCK020VY	HCL030VH	HCT030VF	HCU030VH	SCK020VY	SCL030VH	SCT030VF	SCU030VH
HCK030VC	HCL030VL	HCT030VH	HCU030VL	SCK030VC	SCL030VL	SCT030VH	SCU030VL
HCK030VD	HCL030VQ	HCT030VL	HCU030VQ	SCK030VD	SCL030VQ	SCT030VL	SCU030VQ
HCK030VE	HCL030VT	HCT030VP	HCU030VT	SCK030VE	SCL030VT	SCT030VP	SCU030VT
HCK030VF	HCL030VV	HCT030VQ	HCU030VV	SCK030VF	SCL030VV	SCT030VQ	SCU030VV
HCK030VH	HCL030VX	HCT030VT	HCU030VX	SCK030VH	SCL030VX	SCT030VT	SCU030VX
HCK030VL	HCL030VY	HCT030VV	HCU030VY	SCK030VL	SCL030VY	SCT030VV	SCU030VY
HCK030VQ	HCL040VC	HCT030VX	HCU040VC	SCK030VQ	SCL040VC	SCT030VX	SCU040VC
HCK030VT	HCL040VD	HCT030VY	HCU040VD	SCK030VT	SCL040VD	SCT030VY	SCU040VD
HCK030VV	HCL040VE	HCT040VC	HCU040VE	SCK030VV	SCL040VE	SCT040VC	SCU040VE
HCK030VX	HCL040VF	HCT040VD	HCU040VF	SCK030VX	SCL040VF	SCT040VD	SCU040VF
HCK030VY	HCL040VH	HCT040VE	HCU040VH	SCK030VY	SCL040VH	SCT040VE	SCU040VH
HCK040VC	HCL040VL	HCT040VF	HCU040VL	SCK040VC	SCL040VL	SCT040VF	SCU040VL
HCK040VD	HCL040VQ	HCT040VH	HCU040VQ	SCK040VD	SCL040VQ	SCT040VH	SCU040VQ
HCK040VE	HCL040VT	HCT040VL	HCU040VT	SCK040VE	SCL040VT	SCT040VL	SCU040VT
HCK040VF	HCL040VV	HCT040VP	HCU040VV	SCK040VF	SCL040VV	SCT040VP	SCU040VV
HCK040VH	HCL040VX	HCT040VQ	HCU040VX	SCK040VH	SCL040VX	SCT040VQ	SCU040VX
HCK040VL	HCL040VY	HCT040VT	HCU040VY	SCK040VL	SCL040VY	SCT040VT	SCU040VY
HCK040VQ	HCL060VC	HCT040VV	HCU060VC	SCK040VQ	SCL060VC	SCT040VV	SCU060VC
HCK040VT	HCL060VD	HCT040VX	HCU060VD	SCK040VT	SCL060VD	SCT040VX	SCU060VD
HCK040VV	HCL060VE	HCT040VY	HCU060VE	SCK040VV	SCL060VE	SCT040VY	SCU060VE
HCK040VX	HCL060VF	HCT060VC	HCU060VF	SCK040VX	SCL060VF	SCT060VC	SCU060VF
HCK040VY	HCL060VH	HCT060VD	HCU060VH	SCK040VY	SCL060VH	SCT060VD	SCU060VH
HCK060VC	HCL060VL	HCT060VE	HCU060VL	SCK060VC	SCL060VL	SCT060VE	SCU060VL
HCK060VD	HCL060VQ	HCT060VF	HCU060VQ	SCK060VD	SCL060VQ	SCT060VF	SCU060VQ
HCK060VE	HCL060VT	HCT060VH	HCU060VT	SCK060VE	SCL060VT	SCT060VH	SCU060VT
HCK060VF	HCL060VV	HCT060VL	HCU060VV	SCK060VF	SCL060VV	SCT060VL	SCU060VV
HCK060VH	HCL060VX	HCT060VP	HCU060VX	SCK060VH	SCL060VX	SCT060VP	SCU060VX
HCK060VL	HCL060VY	HCT060VQ	HCU060VY	SCK060VL	SCL060VY	SCT060VQ	SCU060VY
HCK060VQ		HCT060VT		SCK060VQ		SCT060VT	
HCK060VT		HCT060VV		SCK060VT		SCT060VV	
HCK060VV		HCT060VX		SCK060VV		SCT060VX	
HCK060VX		HCT060VY		SCK060VX		SCT060VY	
HCK060VY				SCK060VY			

Product Overview - Touch Vend



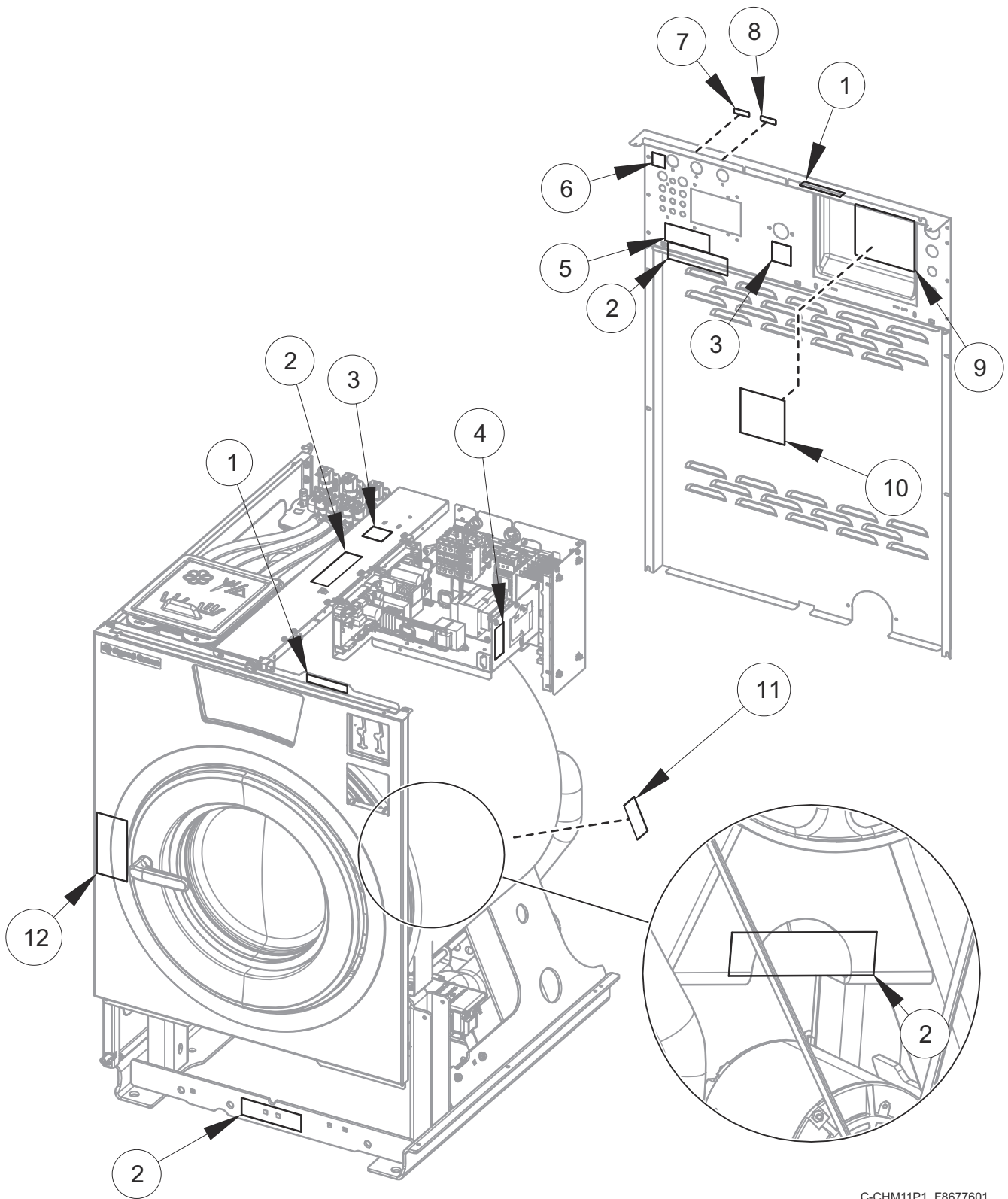
Touch Vend

CHM3501P

Product Overview - Touch Vend

REF	PART NO.	DESCRIPTION	COMMENTS
1	-	Product Family	SC HC
2	-	Market Approvals	A (Australia IEC) D (Brazil IEC) G (International) H (China-ROHS IEC) J (Japan-PSE IEC) K (Korea IEC) L (Thailand-TISI IEC) T (North America) U (International CE/EAC IEC)
3	-	Capacity (Dry Weight in Pounds)	020 030 040 060
4	-	Control	V
5	-	Actuation	L (Central Pay) X (Prep for Coin) Y (Prep for Card) P (Fob) C (Single Coin) D (Dual Coin) E (Electronic Drop) T (Token) F (Single Coin + CD Lock and Key) Q (Dual Coin + CD Lock and Key) H (Electronic Drop + CD Lock and Key) V (Token + CD Lock and Key)
6	-	Coin Meter	0 (Standard) 1 (CD Lock and Key)
7	-	Speed	F (F-Speed) V (V-Speed)
8	-	Voltage	B (120/60/1) W (200-240/50/1/3) Y (200-240/60/1/3) X (200-240/50-60/1/3) Q (200-240/50-60/3) P (380-415/50-60/3) N (440-480/50-60/3)
9	-	Panel	B (Chrome Door) C (Chrome Door) U (Vinyl) 1 (Stainless Steel Side)
10	-	Design	5
11	-	Heat	0 (Standard) D (Steam) E (Electric Heat) P (Prep for Steam)
12	-	Features and Options	

Labels

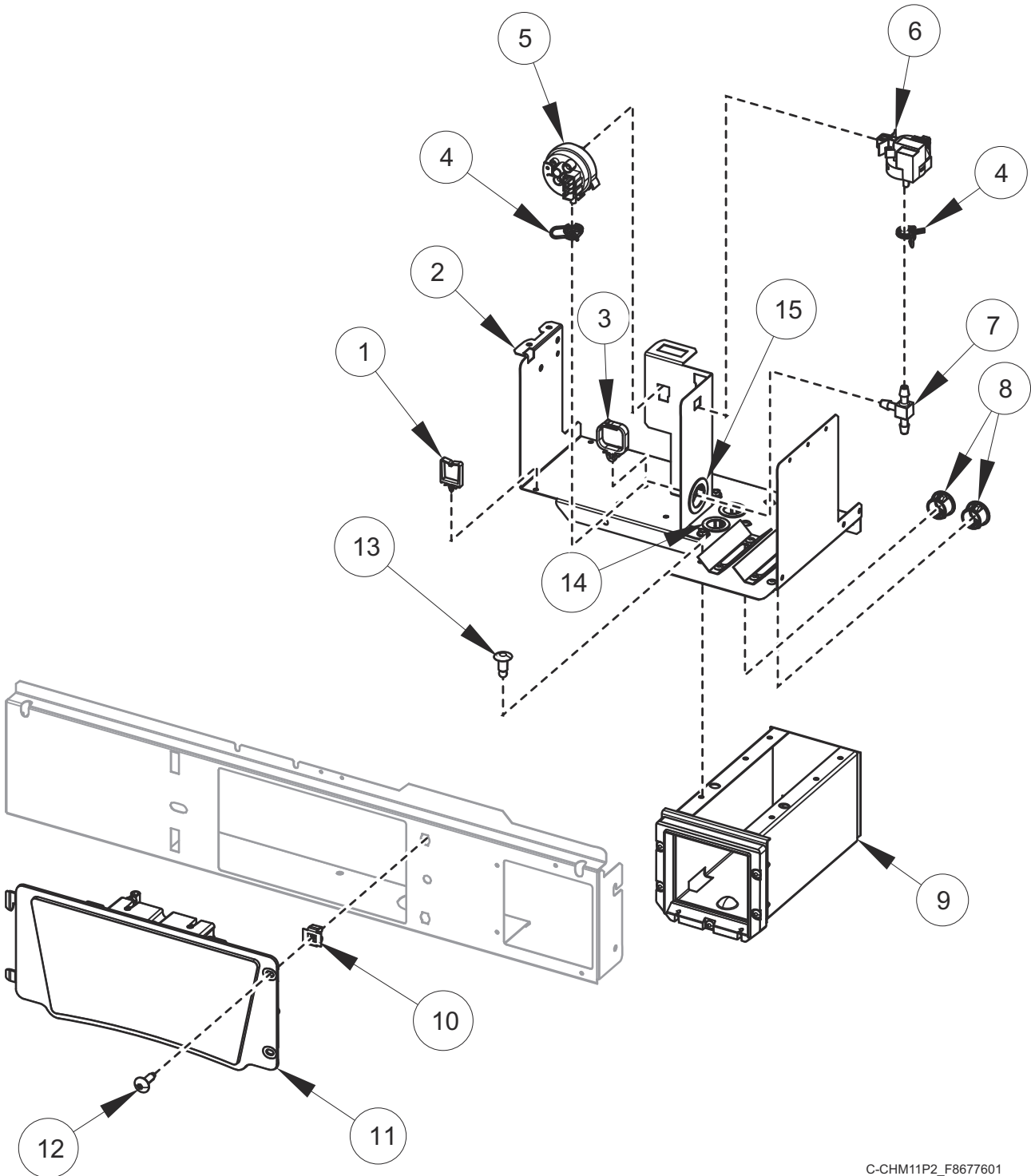


C-CHM11P1_F8677601

Labels

REF	PART NO.	DESCRIPTION	COMMENTS
1	F8614501	Danger Label	English/Quebec/French
2	44324001	Warning Label	Pinch/Shock; English/French
	F8614201	Shock Warning Label	Icon
	F8615701	Pinch Warning Label	Icon
3	F8614301	Hot Surface Warning Label	English/Quebec/French
	F8609001	Hot Surface Warning Label	Icon
4	F8601301	Label	Warning; Underground components
5	F8609401	Label	Notice; Chemical connection
6	203853	Label	ROHS (China)
7	F8611301	Label	Hot water; Icon
8	F8611401	Label	Cold water; Icon
9	F8611601	Warning Label	Warning; English/Quebec/French
10	F8602401	Label	Notice; Large expansion board
11	70538401	Pinch Warning Label	English/French
	F8615701	Pinch Warning Label	Icon
12	F8614801	Label	Warning fire/injury; English/Quebec/French

Control Module and Front Tray Assembly - Coin Models

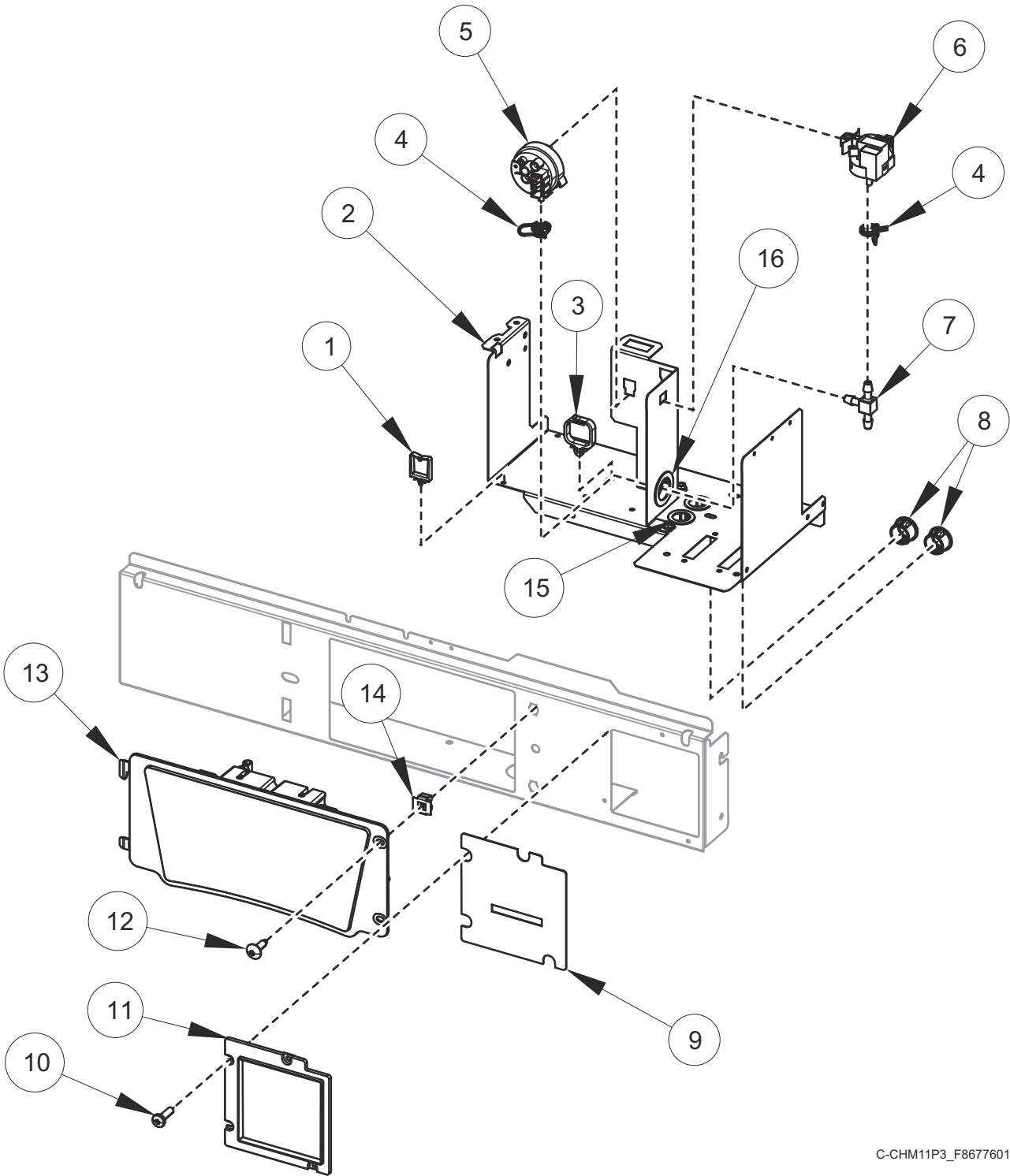


C-CHM11P2_F8677601

Control Module and Front Tray Assembly - Coin Models

REF	PART NO.	DESCRIPTION	COMMENTS
	44374701	App Pay Overlay Kit	
	203361P	Machine ID Control Assembly	
	F8567301	Front Tray Assembly	20 pound models; Includes items 1-3, 6, 8, 9, 13-15, 70413301 Pushbutton Switch and F8519701 Coin Vault Harness
	F8567304	Front Tray Assembly	20 pound models; Steam or electric heat; Includes items 1-9, 13-15, 70413301 Pushbutton Switch and F8519701 Coin Vault Harness
	F8567302	Front Tray Assembly	30 pound models; Includes items 1-3, 6, 8, 9, 13-15, 70413301 Pushbutton Switch and F8519701 Coin Vault Harness
	F8567305	Front Tray Assembly	30 pound models; Steam or electric heat; Includes items 1-9, 13-15, 70413301 Pushbutton Switch and F8519701 Coin Vault Harness
	F8567303	Front Tray Assembly	40 and 60 pound models; Includes items 1-3, 6, 8, 9, 13-15, 70413301 Pushbutton Switch and F8519701 Coin Vault Harness
	F8567306	Front Tray Assembly	40 and 60 pound models; Steam or electric heat; Includes items 1-9, 13-15, 70413301 Pushbutton Switch and F8519701 Coin Vault Harness
	F8519701	Coin Vault Harness	
	F8519301	Harness	Tray power harness
	F8519501	Harness	20 and 30 pound models
	F8519502	Harness	40 and 60 pound models
	F8663001	Harness	Coin access; 20, 30 and 40 pound models
	F8663002	Harness	Coin access; 60 pound models
	F8519403	Emergency Stop Bypass Harness	
	F8535502	Screw	Used to attach Front Panel to Coin Vault
1	70366201	Wire Clip	
2	F8531001	Front Tray Assembly	
3	F8449501	Wire Clip	
4	39282	Hose Clamp	
5	F8404401	Water Pressure Switch	Steam or electric heat
	F8405303	Tubing	Electric heat
6	F8623401	Pressure Sensor	
	F8405302	Tubing	Electric heat
7	203464	Barbed Tee	Steam or electric heat
8	M411826	Snap Bushing	
9	F8529101	Coin Vault Assembly	
10	70030501	Expansion Clip	
11	F8746101	Control Assembly	
12	F8117601	Screw	
13	70058501	Pop Rivet	
14	F140938	Snap Bushing	
15	M402542	Snap Bushing	

Control Module and Front Tray Assembly - Card Reader and Central Pay Models

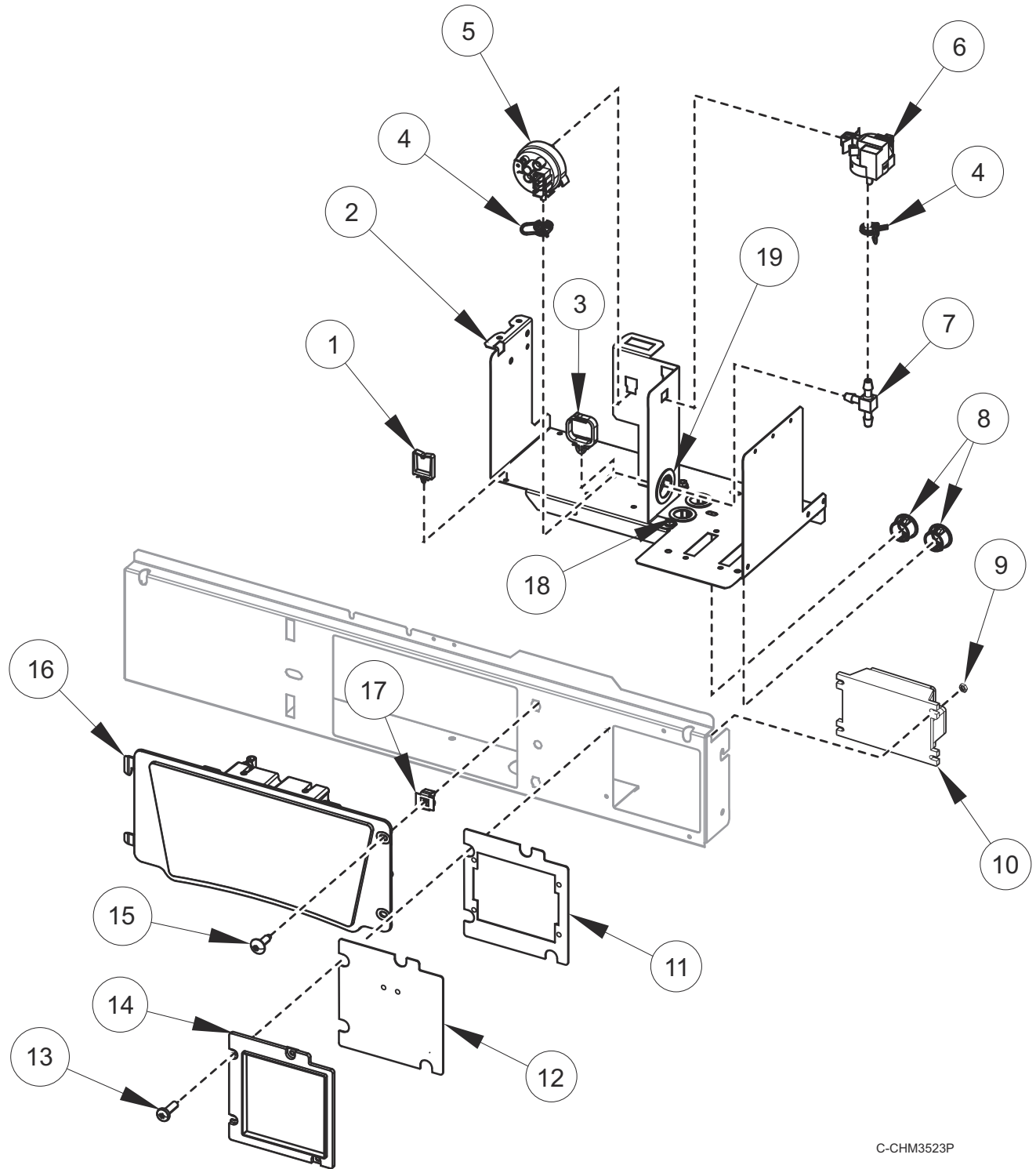


C-CHM11P3_F8677601

Control Module and Front Tray Assembly - Card Reader and Central Pay Models

REF	PART NO.	DESCRIPTION	COMMENTS
	44374701	App Pay Overlay Kit	
	203361P	Machine ID Control Assembly	
	F8567307	Front Tray Assembly	20 pound models; Includes items 1-3, 6, 8, 13, 14, 70413301 Pushbutton Switch
	F8567310	Front Tray Assembly	20 pound models; Steam or electric heat; Includes items 1-8, 13, 14, and 70413301 Pushbutton Switch
	F8567308	Front Tray Assembly	30 pound models; Includes items 1-3, 6, 8, 13, 14, 70413301 Pushbutton Switch
	F8567311	Front Tray Assembly	30 pound models; Steam or electric heat; Includes items 1-8, 13, 14, and 70413301 Pushbutton Switch
	F8567309	Front Tray Assembly	40 and 60 pound models; Includes items 1-3, 6, 8, 13, 14, 70413301 Pushbutton Switch
	F8567312	Front Tray Assembly	40 and 60 pound models; Steam or electric heat; Includes items 1-8, 13, 14, and 70413301 Pushbutton Switch
	F8519301	Harness	Tray power harness
	F8519502	Harness	Communication
	F8519702	Coin Vault Bypass Harness	
	F8519601	Harness	Coin Access
	F8519403	Emergency Stop Bypass Harness	
	F8555406	Connector	Central pay
1	70366201	Wire Clip	
2	F8531002	Front Tray Assembly	
3	F8449501	Wire Clip	
4	39282	Hose Clamp	
5	F8404401	Water Pressure Switch	Steam or electric heat
	F8405303	Tubing	Electric heat
6	F8623401	Pressure Sensor	
	F8405302	Tubing	Electric heat
7	203464	Barbed Tee	Steam or electric heat
8	M411826	Snap Bushing	
9	F8574204	Card Reader Plate	
10	F8117601	Screw	
11	F8632501	Vend Plate	
12	F8117601	Screw	
13	F8746101	Control Assembly	
14	70030501	Expansion Clip	
15	F140938	Snap Bushing	
16	M402542	Snap Bushing	

Control Module and Front Tray Assembly - FOB Models

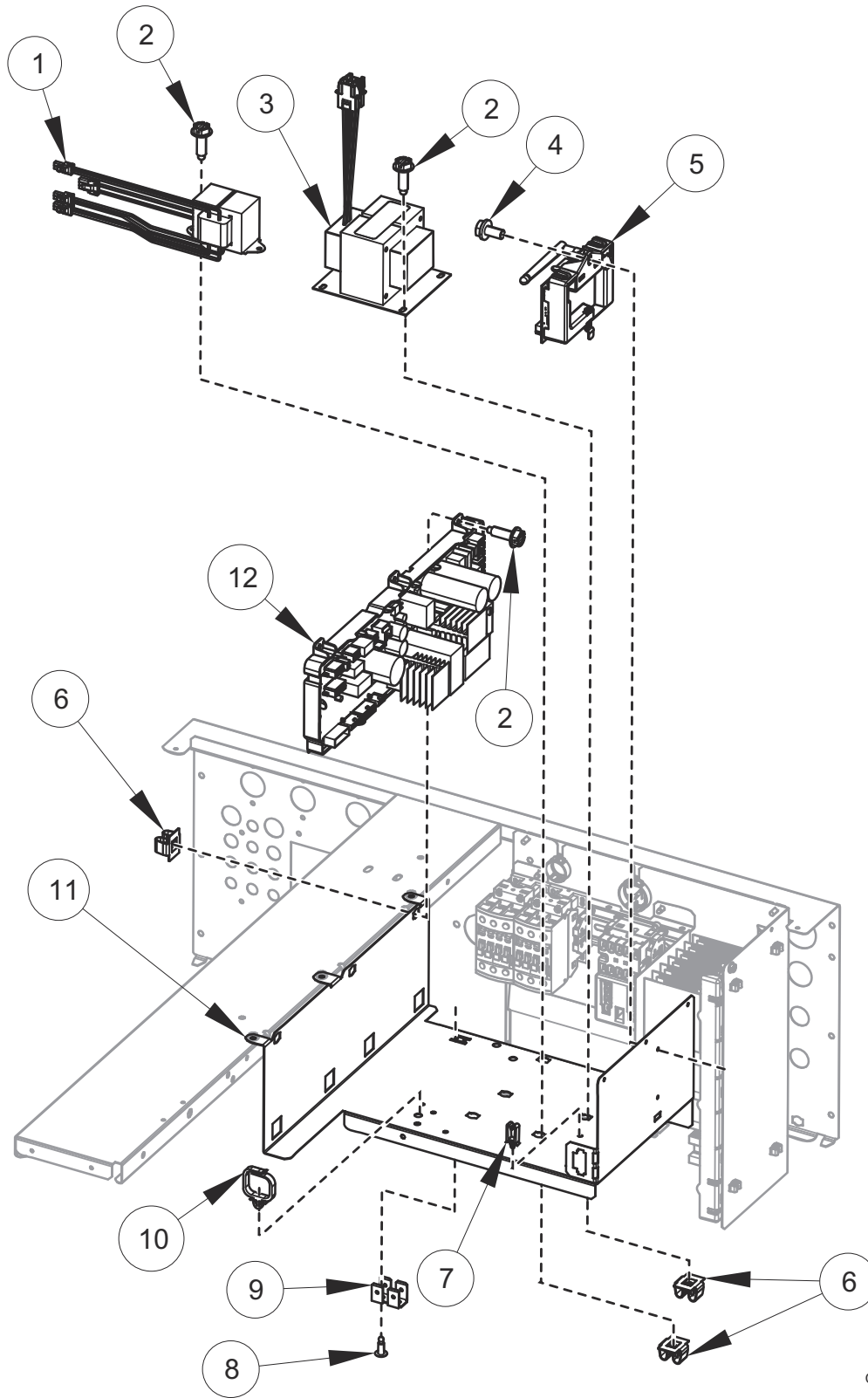


C-CHM3523P

Control Module and Front Tray Assembly - FOB Models

REF	PART NO.	DESCRIPTION	COMMENTS
	44374701	App Pay Overlay Kit	
	203361P	Machine ID Control Assembly	
	F8567307	Front Tray Assembly	20 pound models; Includes items 1-3, 6, 8, 13, 14, 70413301 Pushbutton Switch
	F8567310	Front Tray Assembly	20 pound models; Steam or electric heat; Includes items 1-8, 13, 14, and 70413301 Pushbutton Switch
	F8567308	Front Tray Assembly	30 pound models; Includes items 1-3, 6, 8, 13, 14, 70413301 Pushbutton Switch
	F8567311	Front Tray Assembly	30 pound models; Steam or electric heat; Includes items 1-8, 13, 14, and 70413301 Pushbutton Switch
	F8567309	Front Tray Assembly	40 and 60 pound models; Includes items 1-3, 6, 8, 13, 14, 70413301 Pushbutton Switch
	F8567312	Front Tray Assembly	40 and 60 pound models; Steam or electric heat; Includes items 1-8, 13, 14, and 70413301 Pushbutton Switch
	F8519301	Harness	Tray power harness
	F8519501	Harness	20 and 30 pound models; Communication
	F8519502	Harness	40 and 60 pound models; Communication
	F8519702	Coin Vault Bypass Harness	
	F8519601	Harness	Coin Access
	F8519403	Emergency Stop Bypass Harness	
	F8555406	Connector	Central pay
	F8719302	Fob Communication Harness	
1	70366201	Wire Clip	
2	F8531002	Front Tray Assembly	
3	F8449501	Wire Clip	
4	39282	Hose Clamp	
5	F8404401	Water Pressure Switch	Steam or electric heat
	F8405303	Tubing	Electric heat
6	F8623401	Pressure Sensor	
	F8405302	Tubing	Electric heat
7	203464	Barbed Tee	Steam or electric heat
8	M411826	Snap Bushing	
9	70054	Nut	
10	205135	Fob Reader Control Assembly	
11	F8734601	Accessory Plate Assembly	
12	F8374001	Top Right Cover	
13	F8117601	Screw	
14	F8632501	Vend Plate	
15	F8117601	Screw	
16	F8746101	Control Assembly	
17	70030501	Expansion Clip	
18	F140938	Snap Bushing	
19	M402542	Snap Bushing	

Control Tray Assembly

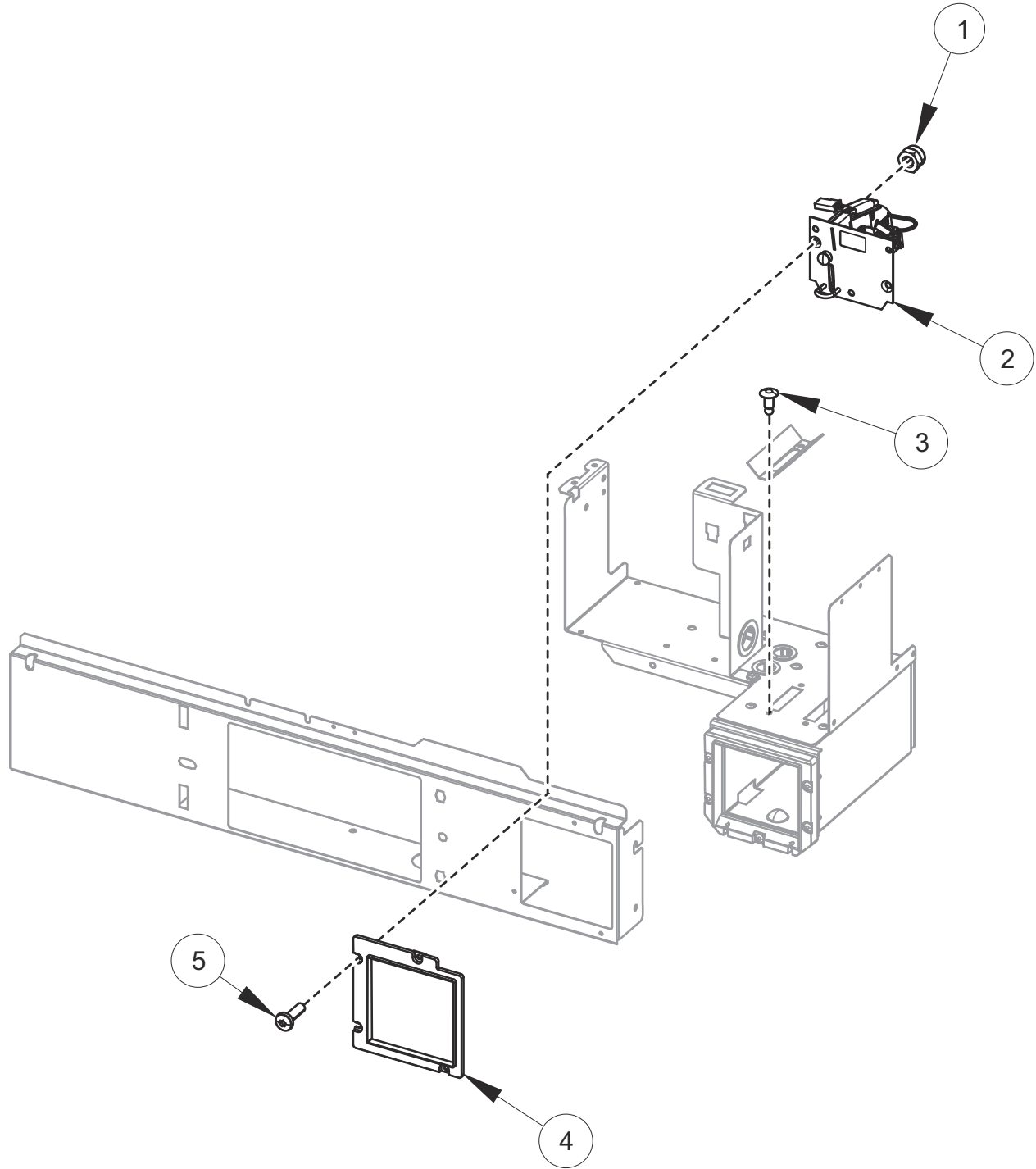


C-CHM5P2_F8677601

Control Tray Assembly

REF	PART NO.	DESCRIPTION	COMMENTS
	F8520403	Wireless Harness	20 and 30 pound models
	F8520404	Wireless Harness	40 and 60 pound models
1	202757	Transformer	B voltage with external supply
	202758	Transformer	N, P, Q, W, X and Y voltage with external supply
2	F8206901	Screw	
3	F8491101	Transformer	N and P voltage
4	430497	Screw	
5	203532	Wireless Network Control Assembly	
6	70030501	Expansion Clip	
7	70347601	Wire Clip	External supply
8	M400003	Pop Rivet	
9	00622SG	Terminal	
10	F8449501	Wire Clip	
11	F8530701	Control Tray	
12	F8494101P	Input and Output Control Assembly	

Flush Mount Coin Meter Assembly - Single Drop

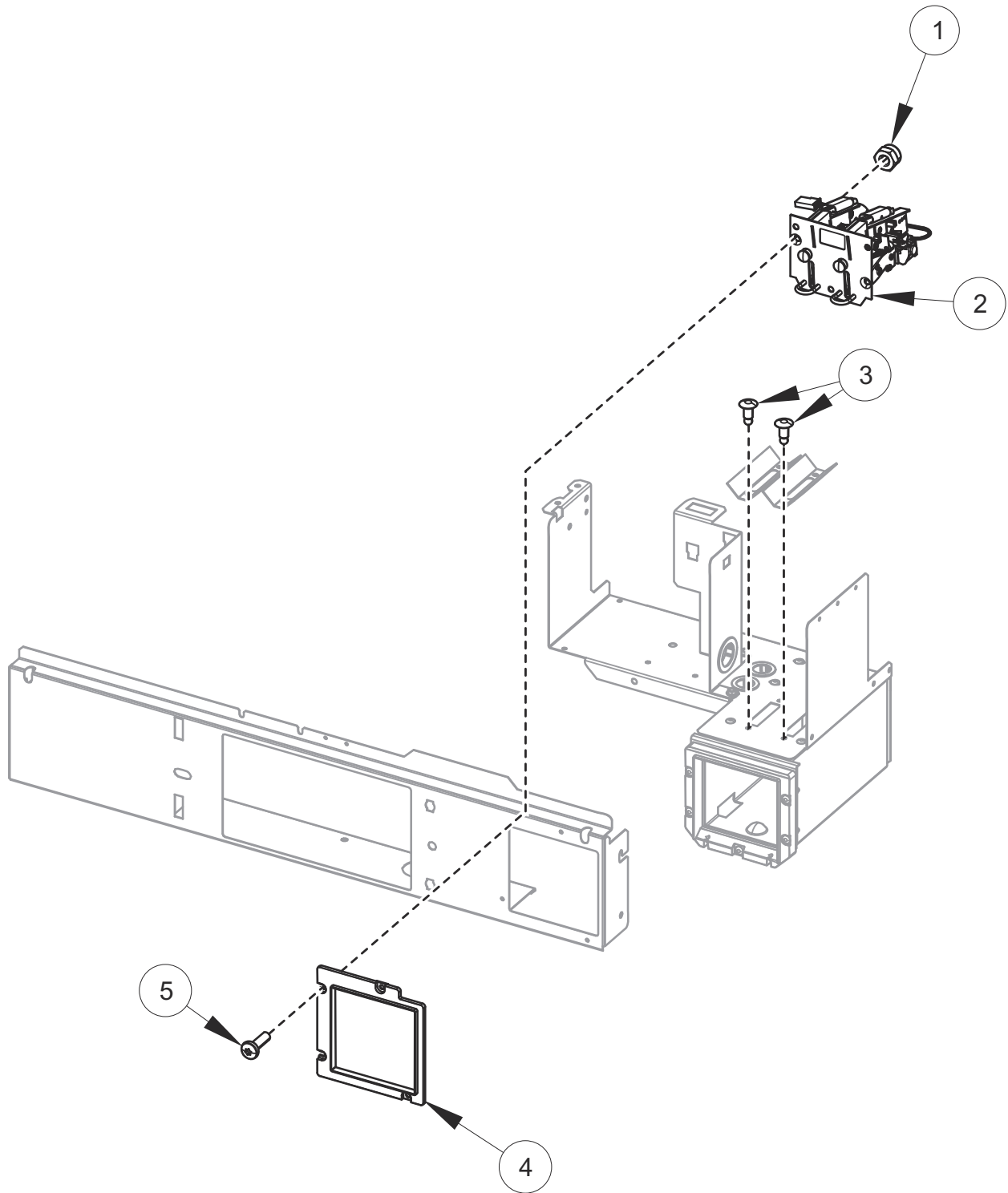


C-CHM11P5_F8678501

Flush Mount Coin Meter Assembly - Single Drop

REF	PART NO.	DESCRIPTION	COMMENTS
	38725	Coin Identification Paper	
	200674P	Opto Coupler	
1	F430215	Nut	
2	F8672701	Coin Drop Assembly	U.S.A.; \$.25
	F8672703	Coin Drop Assembly	Canada; .25
	F8672719	Coin Drop Assembly	Taiwan; 10 NT
	F8672718	Coin Drop Assembly	Singapore; \$1.00 NEW
	F8672711	Coin Drop Assembly	Token; STD 118-1
	F8672713	Coin Drop Assembly	Token; STD 118-5
	F8672712	Coin Drop Assembly	Token STD 118-16
	F8672710	Coin Drop Assembly	Jeton 08MS
	F8672709	Coin Drop Assembly	Token; Jeton wh121
	F8672714	Coin Drop Assembly	Token; 7K
	F8672715	Coin Drop Assembly	Korea; 500 won
3	70058501	Pop Rivet	
4	F8632501	Vend Plate	
5	F8117601	Screw	

Flush Mount Coin Meter Assembly - Dual Drop

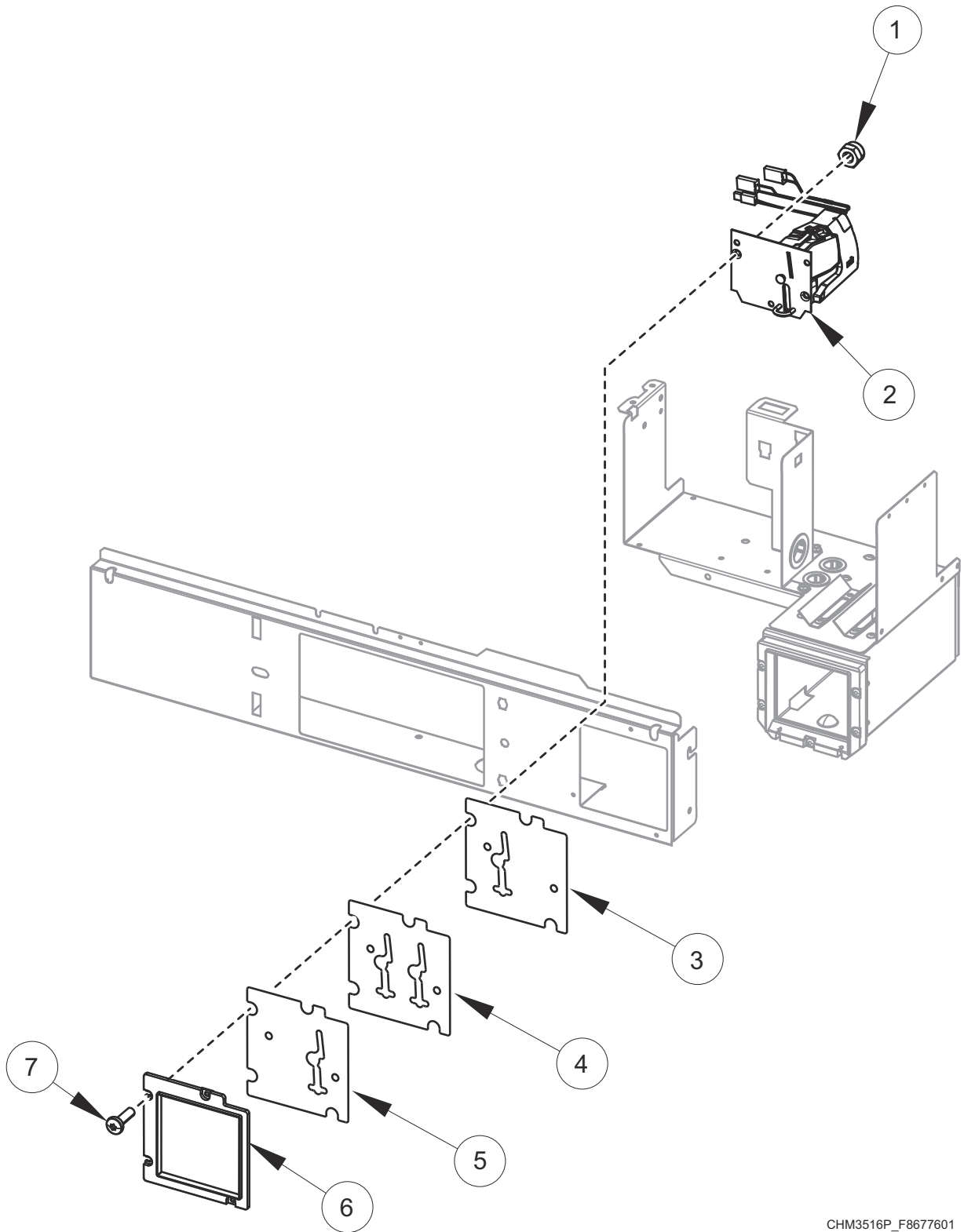


C-CHM11P6_F8677601

Flush Mount Coin Meter Assembly - Dual Drop

REF	PART NO.	DESCRIPTION	COMMENTS
	38725	Coin Identification Paper	
	200674P	Opto Coupler	
1	F430215	Nut	
2	F8672702	Coin Drop Assembly	U.S.A.; \$.25 and \$1.00
	F8672716	Coin Drop Assembly	Japan; 100 yen and 500 yen
	F8672704	Coin Drop Assembly	Canada; .25 and \$1.00
	F8672705	Coin Drop Assembly	Australia; \$0.20 and \$1.00
	F8672722	Coin Drop Assembly	Australia; \$1.00 and \$2.00
	F8672720	Coin Drop Assembly	0.20 and 0.50 Euro
	F8672721	Coin Drop Assembly	0.20 and 1.00 Euro
	F8672707	Coin Drop Assembly	0.50 and 1.00 Euro
	F8672708	Coin Drop Assembly	0.50 and 2.00 Euro
	F8672717	Coin Drop Assembly	Taiwan; 10 and 50 NT
	F8672706	Coin Drop Assembly	New Zealand; \$1.00 and \$2.00
3	70058501	Pop Rivet	
4	F8632501	Vend Plate	
5	F8117601	Screw	

Electronic Coin Meter Assembly

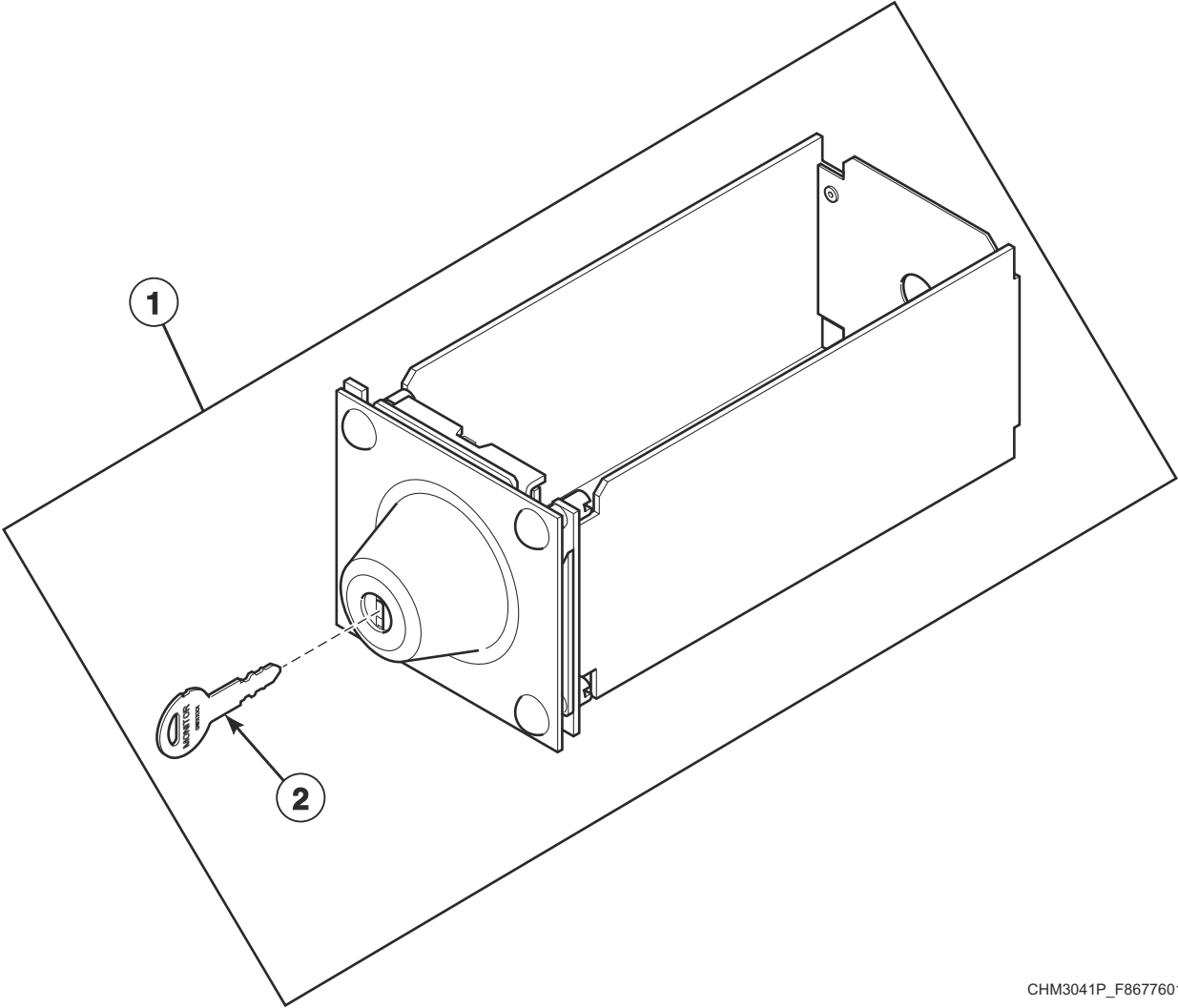


CHM3516P_F8677601

Electronic Coin Meter Assembly

REF	PART NO.	DESCRIPTION	COMMENTS
	38725	Coin Identification Paper	
	F8034701P	Pulse Expander Assembly	
1	F430215	Nut	
2	F8672602	Electronic Coin Drop Assembly	Euro and Great Britain coins
	F8672609	Electronic Coin Drop Assembly	Japan and Thailand coins
	F8672604	Electronic Coin Drop Assembly	Australia, New Zealand, Hong Kong and South Korea coins
	F8672603	Electronic Coin Drop Assembly	Denmark, Norway and Euro coins
	F8672606	Electronic Coin Drop Assembly	Mexico, Ecuador and U.S.A. coins
	F8672610	Electronic Coin Drop Assembly	Chiand Malaysia coins
	F8672607	Electronic Coin Drop Assembly	South African 1 and 5 rand coins
	F8672608	Electronic Coin Drop Assembly	Euro coins
	F8672611	Electronic Coin Drop Assembly	Russia coins
	F8672612	Electronic Coin Drop Assembly	Philippines coins
	F8672613	Electronic Coin Drop Assembly	Thailand coins
	F8672614	Electronic Coin Drop Assembly	Chile coins
	F8672615	Electronic Coin Drop Assembly	Singapore coins
	F8672601	Electronic Coin Drop Assembly	United States and Canada coins
	F8672605	Electronic Coin Drop Assembly	Great Britain coins and tokens
3	F8574202	Accessory Plate Assembly	Single coin
4	F8574203	Accessory Plate Assembly	Dual coin
5	F8574205	Accessory Plate Assembly	E drop
6	F8632501	Vend Plate	
7	F8117601	Screw	

Optional Coin Box

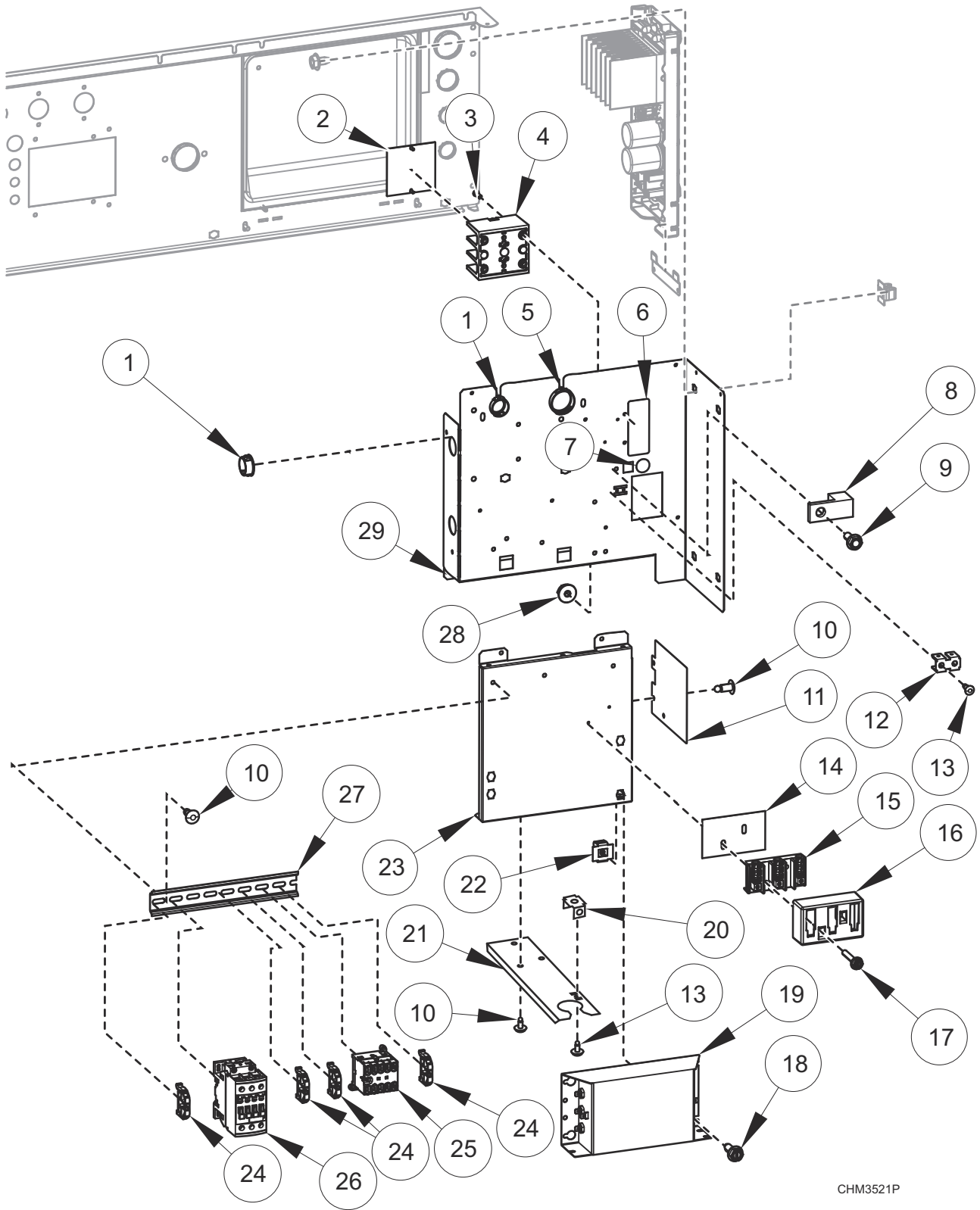


CHM3041P_F8677601

Optional Coin Box

REF	PART NO.	DESCRIPTION	COMMENTS
1	F8182001	Coin Drawer Assembly	
2	F160420	Key	GW0023

Inverter Drive Box - 20 and 30 Pound Models with B Voltage

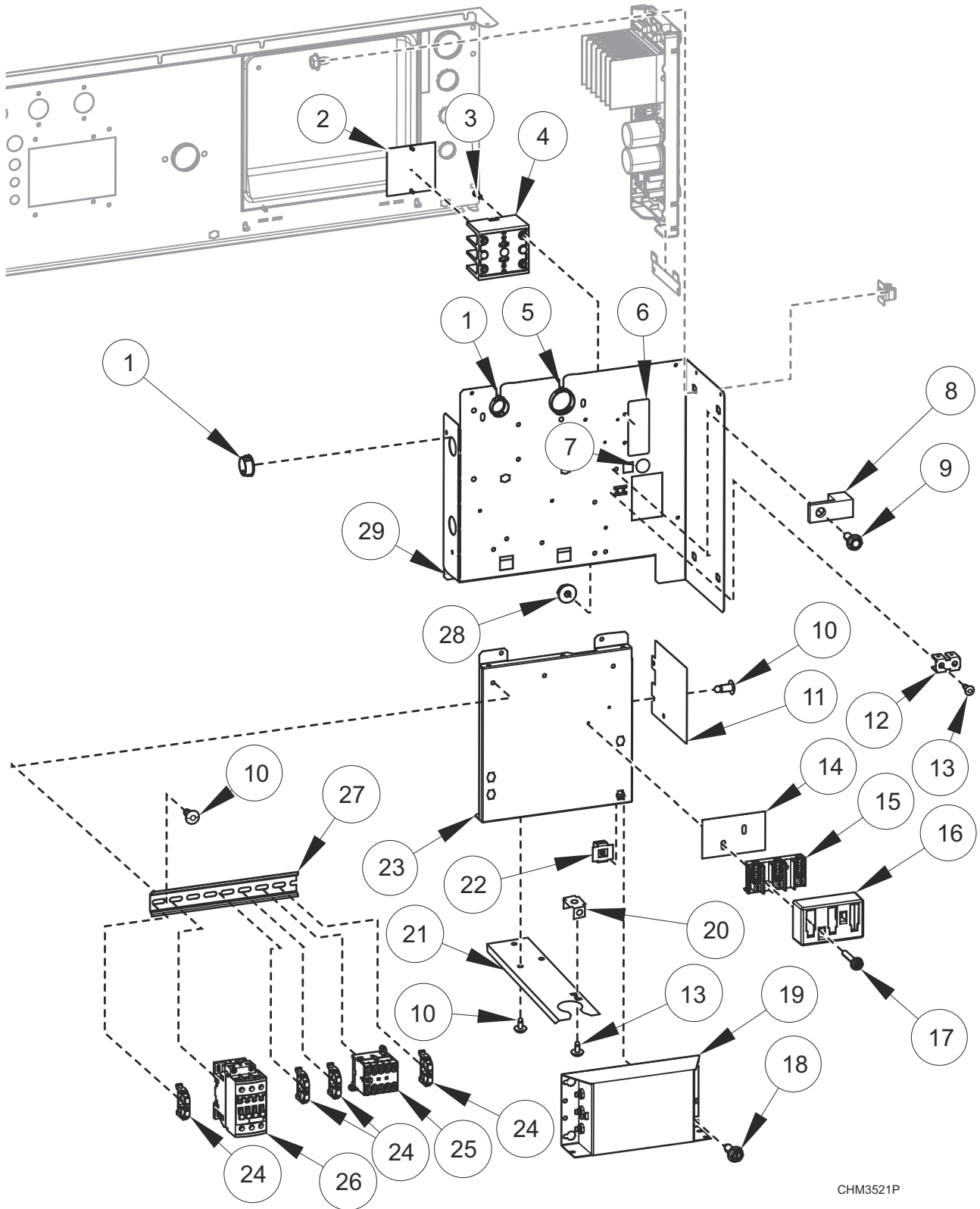


CHM3521P

Inverter Drive Box - 20 and 30 Pound Models with B Voltage

REF	PART NO.	DESCRIPTION	COMMENTS
	F8567001	Drive Panel Base Assembly	Includes items 10-13, 21, 25 and 27
	F8662801	Filter Kit	Includes items 1, 14-20, harnesses and labels
	F8518405	Harness	Power TB1
	F8518604	Harness	Power drive
	F8528001	Harness	TB filter
	F8528002	Harness	PDB filter; Electric heat
	F8528004	Harness	TB Filter
	F8528006	Harness	TB2 Filter
	F8619101	Power Harness	Power contactor; Electric heat
	F8619102	Harness	Power contactor; Electric heat
1	F140938	Snap Bushing	
2	44014901P	Power Distribution Block Cover	Electric heat
3	39733	Screw	Electric heat
4	M413865	Power Distribution Block	Electric heat
5	70346501	Bushing	
6	44286801	Label	Power input; L1, N
7	D516100	Label	
8	M411283	Ground Lug Connector	
9	685837	Screw	
10	70058501	Pop Rivet	
11	F8616901	Drive Shield	
12	00622SG	Terminal	
13	M400003	Pop Rivet	
14	M413862	Insulator	
15	430642	Terminal Block	
16	70333001	Terminal Block Shield	
17	51783	Screw	
18	F8206901	Screw	
19	F8591601	EMI Filter	
20	00621SG	Male Tab Terminal	IEC Models
21	F8744301	Harness Support Bracket	IEC Models
22	70030501	Expansion Clip	
23	F8530901	Contactory Tray	
24	F8449801	End Stop	
25	70482601	Contactory	5.5kW/500V; 24VDC
26	70482701	Contactory	50A; 24VDC
27	M412689	DIN Rail	7.5 mm x 35 mm x 8.364 inch
28	44088001	Nut	
29	F8530801	Drive Terminal Tray	

Inverter Drive Box - 20 and 30 Pound Models with N, P, Q, W, X and Y Voltage

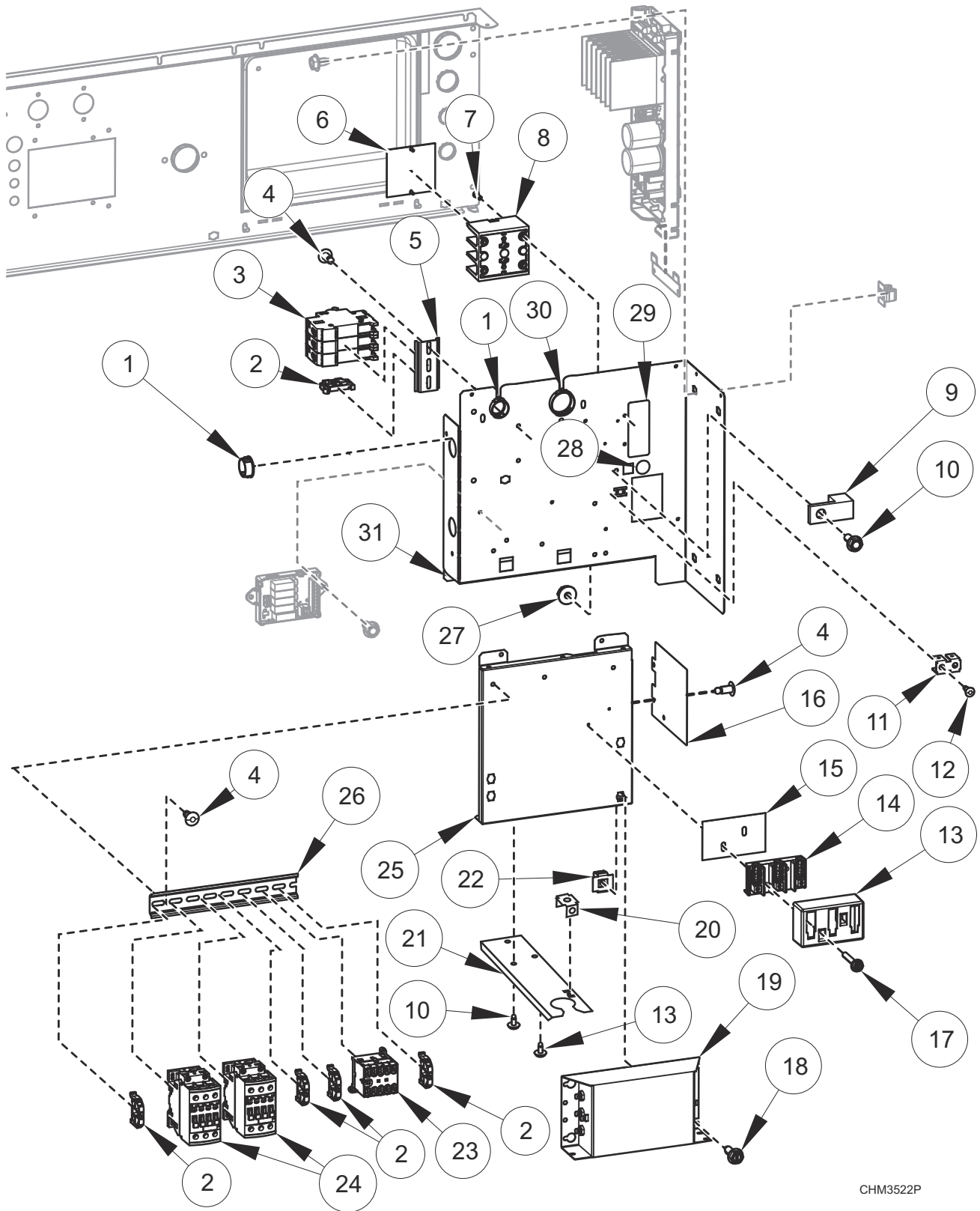


CHM3521P

Inverter Drive Box - 20 and 30 Pound Models with N, P, Q, W, X and Y Voltage

REF	PART NO.	DESCRIPTION	COMMENTS
	F8567001	Drive Panel Base Assembly	Includes items 10-13, 21, 25 and 27
	F8518401	Harness	Power TB1; W, X and Y voltage
	F8518501	Harness	Power TB1; N and P voltage
	F8518502	Harness	Power PDB; N and P voltage; Electric heat
	F8518402	Harness	Power PDB; Q voltage; Electric heat
	F8518404	Harness	Power filter; Q, W, X, and Y voltage
	F8518504	Harness	Power filter; N and P voltage
	F8518605	Harness	Power drive; Q, W, X, and Y voltage
	F8518606	Harness	Power drive; N and P voltage
	F8528001	Harness	TB filter
	F8528002	Harness	PDB filter; Electric heat
	F8528005	Harness	TB2 Filter; N, P, Q, W, X, and Y voltage
	F8619101	Power Harness	Power contactor; Electric heat
	F8619102	Harness	Power contactor; Electric heat
	F8662809	Filter Kit	Includes items 1, 14-20, harnesses and labels; Q voltage; Electric heat
	F8662810	Filter Kit	Includes items 1, 14-20, harnesses and labels; N and P voltage; Electric heat
	F8662803	Filter Kit	Includes items 1, 14-20, harnesses and labels; W, X and Y voltage
	F8662805	Filter Kit	Includes items 1, 14-20, harnesses and labels; N and P voltage
1	F140938	Snap Bushing	
2	44014901P	Power Distribution Block Cover	Electric heat
3	39733	Screw	Electric heat
4	M413865	Power Distribution Block	Electric heat
5	70346501	Bushing	
6	44286803	Label	Power input; L1, L2, L3; N and P voltage
	44286804	Wire Label	Power input; L1, L2/N; L1, L2, L3; W, X and Y voltage
7	D516100	Label	
8	M411283	Ground Lug Connector	
9	685837	Screw	
10	70058501	Pop Rivet	
11	F8616901	Drive Shield	
12	00622SG	Terminal	
13	M400003	Pop Rivet	
14	M413862	Insulator	
15	430642	Terminal Block	
16	70333001	Terminal Block Shield	
17	51783	Screw	
18	F8206901	Screw	
19	F8591801	EMI Filter	
	F8637501	EMI Filter	
20	00621SG	Male Tab Terminal	IEC Models
21	F8744301	Harness Support Bracket	IEC Models
22	70030501	Expansion Clip	
23	F8530901	Contactory Tray	
24	F8449801	End Stop	
25	70482601	Contactory	5.5kW/500V; 24VDC
26	70482701	Contactory	50A; 24VDC
27	M412689	DIN Rail	7.5 mm x 35 mm x 8.364 inch
28	44088001	Nut	
29	F8530801	Drive Terminal Tray	

Inverter Drive Box - 40 Pound Models with B Voltage

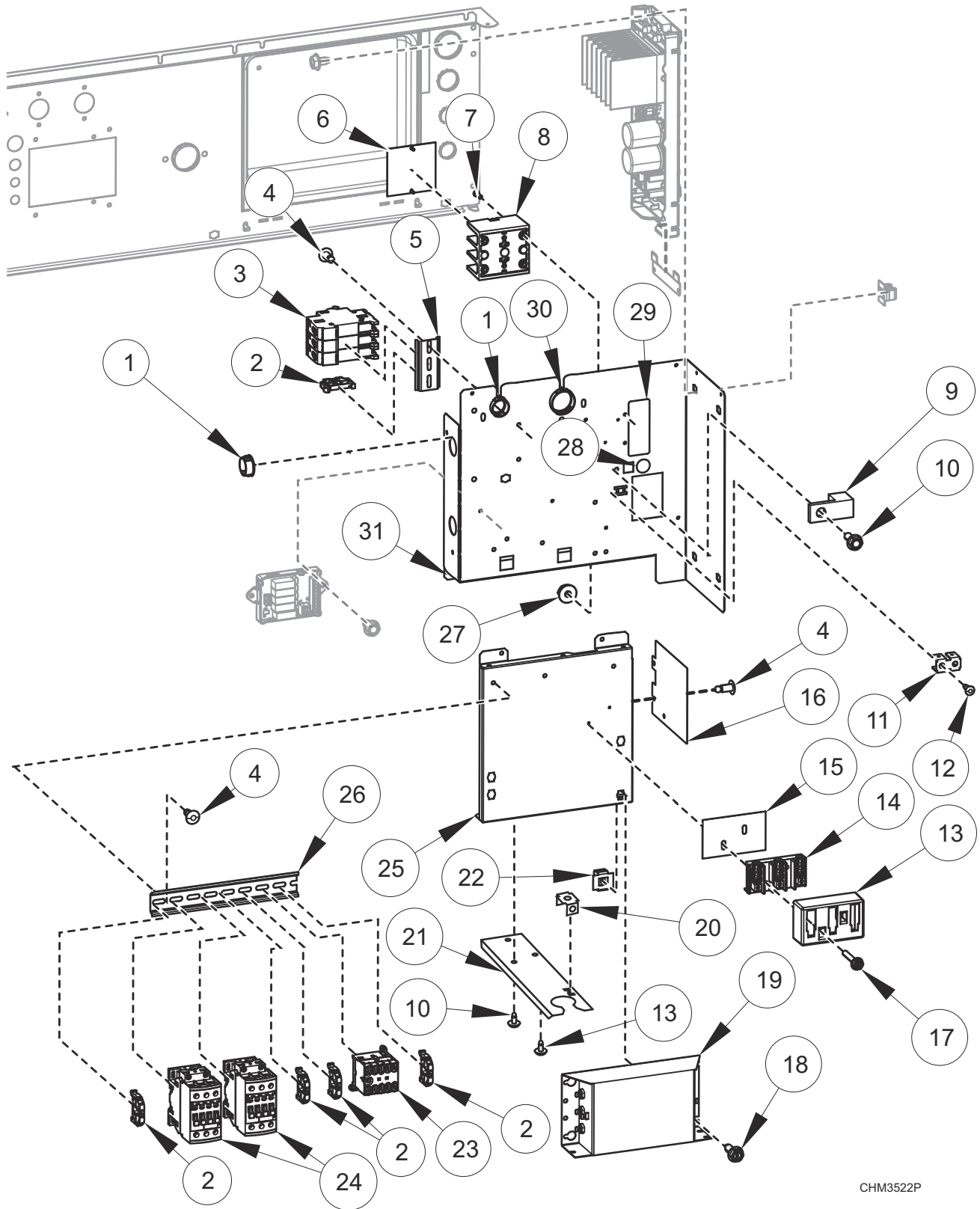


CHM3522P

Inverter Drive Box - 40 Pound Models with B Voltage

REF	PART NO.	DESCRIPTION	COMMENTS
	F8567001	Drive Panel Base Assembly	Includes items 4, 11, 12, 16, 23, 24 and 29
	F8567002	Drive Panel Base Assembly	Electric heat; Includes items 4, 5, 11, 12, 16, 23, 24 and 29
	F8583501	Jumper	Circuit breaker jumper; Electric heat
	F8518405	Harness	Power TB1
	F8518604	Harness	Power drive
	F8528001	Harness	TB filter
	F8528003	Harness	CB filter; Electric heat
	F8528004	Harness	TB filter
	F8528006	Harness	TB2 filter
	F8619101	Power Harness	Power contactor; Electric heat
	F8619102	Harness	Power contactor; Electric heat
	F8662802	Filter Kit	Includes items 1, 14, 15, 17-20, harnesses and labels; B voltage
1	F140938	Snap Bushing	
2	F8449801	End Stop	
3	70488101	Circuit Breaker	3P; 25A; Electric heat
4	70058501	Pop Rivet	
5	B12315401	DIN Rail	7.5 mm x 35 mm x 72 mm; Electric heat
6	44014901P	Power Distribution Block Cover	Electric heat
7	39733	Screw	Electric heat
8	M413865	Power Distribution Block	Electric heat
9	M411283	Ground Lug Connector	
10	685837	Screw	
11	00622SG	Terminal	
12	M400003	Pop Rivet	
13	70333001	Terminal Block Shield	
14	430642	Terminal Block	
15	M413862	Insulator	
16	F8616901	Drive Shield	
17	51783	Screw	
18	F8206901	Screw	
19	F8591601	EMI Filter	
20	00621SG	Male Tab Terminal	IEC Models
21	F8744301	Harness Support Bracket	IEC Models
22	70030501	Expansion Clip	
23	70482601	Contactator	5.5kW/500V; 24VDC; Electric heat
24	70482701	Contactator	50A; 24VDC
25	F8530901	Contactator Tray	
26	M412689	DIN Rail	7.5 mm x 35 mm x 8.364 inch
27	44088001	Nut	
28	D516100	Label	
29	44286801	Label	Power input; L1, N
30	70346501	Bushing	
31	F8530801	Drive Terminal Tray	

Inverter Drive Box - 40 Pound Models with N, P, Q, W, X and Y Voltage

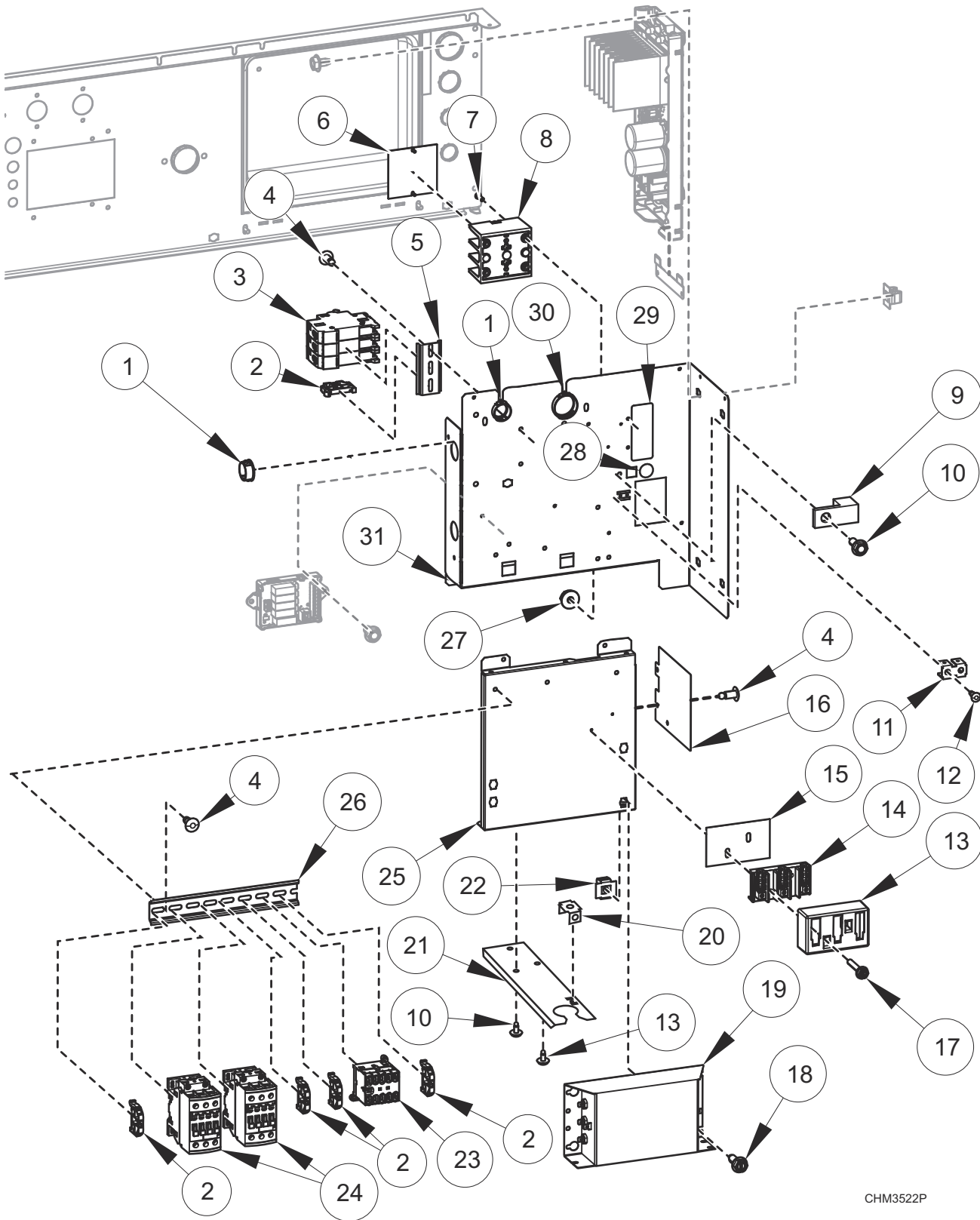


CHM3522P

Inverter Drive Box - 40 Pound Models with N, P, Q, W, X and Y Voltage

REF	PART NO.	DESCRIPTION	COMMENTS
	F8567001	Drive Panel Base Assembly	Includes items 4, 11, 12, 16, 23, 24 and 29
	F8567002	Drive Panel Base Assembly	Electric heat; Includes items 4, 5, 11, 12, 16, 23, 24 and 29
	F8583501	Jumper	Circuit breaker jumper; Electric heat
	F8518401	Harness	Power TB1; W, X and Y voltage
	F8518501	Harness	Power TB1; N and P voltage
	F8518504	Harness	Power filter; N and P voltage
	F8518605	Harness	Power drive; Q, W, X, and Y voltage
	F8518606	Harness	Power drive; N and P voltage
	F8528001	Harness	TB filter
	F8528003	Harness	CB filter; Electric heat
	F8528005	Harness	TB2 Filter; N, P, Q, W, X, and Y voltage
	F8518503	Harness	Power CB; N and P voltage; Electric heat
	F8518403	Harness	Power CB; Q voltage; Electric heat
	F8619101	Power Harness	Power contactor; Electric heat
	F8619102	Harness	Power contactor; Electric heat
	F8662811	Filter Kit	Includes items 1, 14, 15, 17-20, harnesses and labels; Q voltage; Electric heat
	F8662812	Filter Kit	Includes items 1, 14, 15, 17-20, harnesses and labels; N and P voltage; Electric heat
	F8662804	Filter Kit	Includes items 1, 14, 15, 17-20, harnesses and labels; W, X and Y voltage
	F8662806	Filter Kit	Includes items 1, 14, 15, 17-20, harnesses and labels; N and P voltage
1	F140938	Snap Bushing	
2	F8449801	End Stop	
3	70488101	Circuit Breaker	3P; 25A; Electric heat
4	70058501	Pop Rivet	
5	B12315401	DIN Rail	7.5 mm x 35 mm x 72 mm; Electric heat
6	44014901P	Power Distribution Block Cover	Electric heat
7	39733	Screw	Electric heat
8	M413865	Power Distribution Block	Electric heat
9	M411283	Ground Lug Connector	
10	685837	Screw	
11	00622SG	Terminal	
12	M400003	Pop Rivet	
13	70333001	Terminal Block Shield	
14	430642	Terminal Block	
15	M413862	Insulator	
16	F8616901	Drive Shield	
17	51783	Screw	
18	F8206901	Screw	
19	F8591801	EMI Filter	Q, W, X and Y voltage
	F8637501	EMI Filter	N and P voltage
20	00621SG	Male Tab Terminal	IEC Models
21	F8744301	Harness Support Bracket	IEC Models
22	70030501	Expansion Clip	
23	70482601	Contactors	5.5kW/500V; 24VDC; Electric heat
24	70482701	Contactors	50A; 24VDC
25	F8530901	Contactors Tray	
26	M412689	DIN Rail	7.5 mm x 35 mm x 8.364 inch
27	44088001	Nut	
28	D516100	Label	
29	44286803	Label	Power input; L1, L2, L3; N and P voltage
	44286804	Wire Label	Power input; L1, L2/N; L1, L2, L3; W, X and Y voltage
30	70346501	Bushing	
31	F8530801	Drive Terminal Tray	

Inverter Drive Box - 60 Pound Models with Q and X Voltage

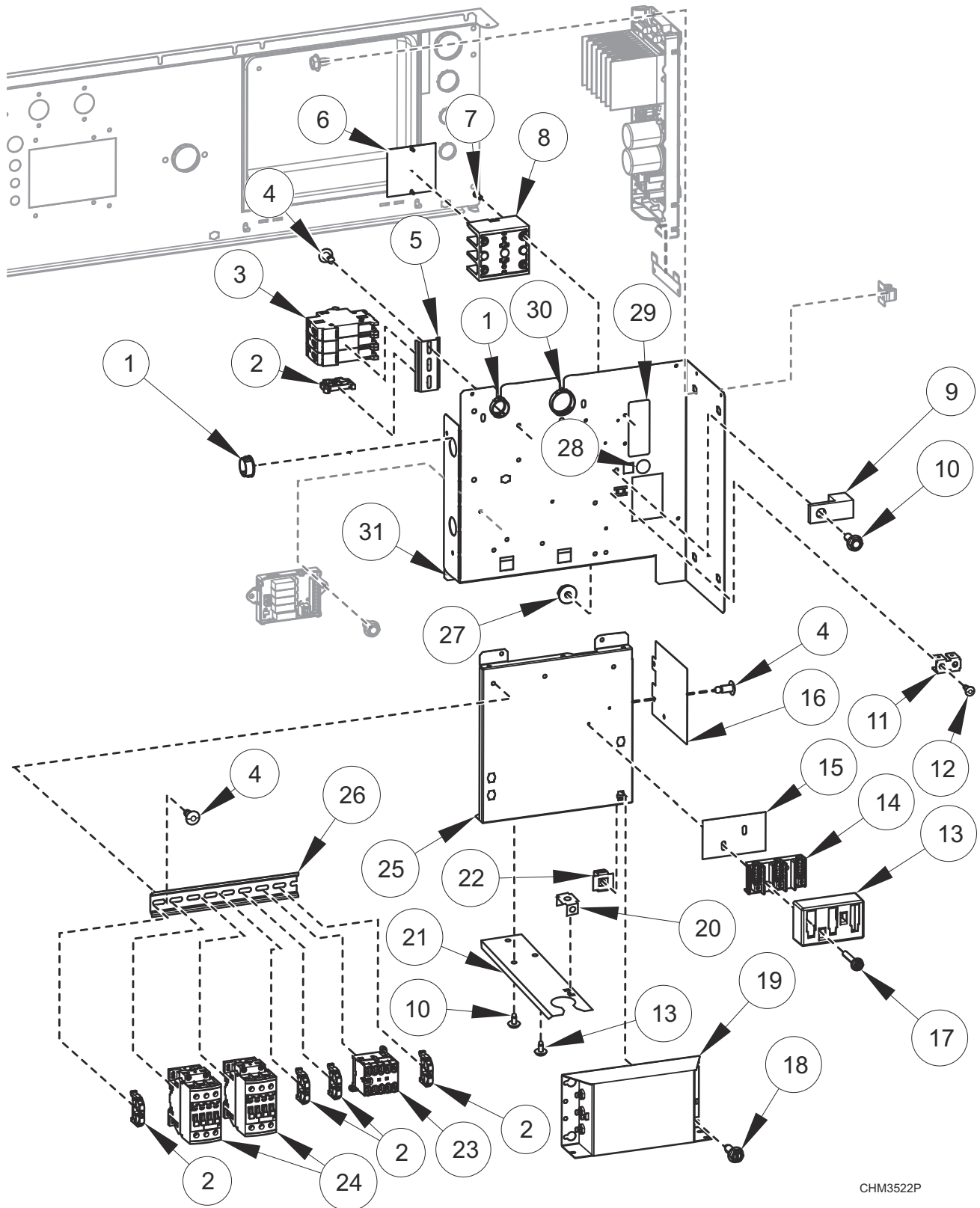


CHM3522P

Inverter Drive Box - 60 Pound Models with Q and X Voltage

REF	PART NO.	DESCRIPTION	COMMENTS
	F8567003	Drive Panel Base Assembly	Includes items 4, 11, 12, 16, 23, 24 and 29
	F8567004	Drive Panel Base Assembly	Electric heat; Includes items 4, 5, 11, 12, 16, 23, 24 and 29
	F8583501	Jumper	Circuit breaker jumper; Electric heat
	F8518401	Harness	Power TB1; X voltage
	F8518404	Harness	Power filter
	F8518607	Harness	Power drive
	F8528001	Harness	TB filter
	F8528003	Harness	CB filter; Electric heat
	F8528005	Harness	TB2 Filter
	F8518403	Harness	Power CB; Q voltage; Electric heat
	F8619101	Power Harness	Power contactor; Electric heat
	F8619102	Harness	Power contactor; Electric heat
	F8662811	Filter Kit	Includes items 1, 14, 15, 17-20, harnesses and labels; Q voltage; Electric heat
	F8662804	Filter Kit	Includes items 1, 14, 15, 17-20, harnesses and labels; X voltage
1	F140938	Snap Bushing	
2	F8449801	End Stop	
3	70488101	Circuit Breaker	3P; 25A; Electric heat
4	70058501	Pop Rivet	
5	B12315401	DIN Rail	7.5 mm x 35 mm x 72 mm; Electric heat
6	44014901P	Power Distribution Block Cover	Electric heat
7	39733	Screw	Electric heat
8	M413865	Power Distribution Block	Electric heat
9	M411283	Ground Lug Connector	
10	685837	Screw	
11	00622SG	Terminal	
12	M400003	Pop Rivet	
13	70333001	Terminal Block Shield	
14	430642	Terminal Block	
15	M413862	Insulator	
16	F8616901	Drive Shield	
17	51783	Screw	
18	F8206901	Screw	
19	F8591801	EMI Filter	
20	00621SG	Male Tab Terminal	IEC Models
21	F8744301	Harness Support Bracket	IEC Models
22	70030501	Expansion Clip	
23	70482601	Contactora	5.5kW/500V; 24VDC
24	70482701	Contactora	50A; 24VDC
25	F8530901	Contactora Tray	
26	M412689	DIN Rail	7.5 mm x 35 mm x 8.364 inch
27	44088001	Nut	
28	D516100	Label	
29	44286804	Wire Label	Power input; L1, L2/N; L1, L2, L3; X voltage
30	70346501	Bushing	
31	F8530803	Drive Terminal Tray	

Inverter Drive Box - 60 Pound Models with N and P Voltage

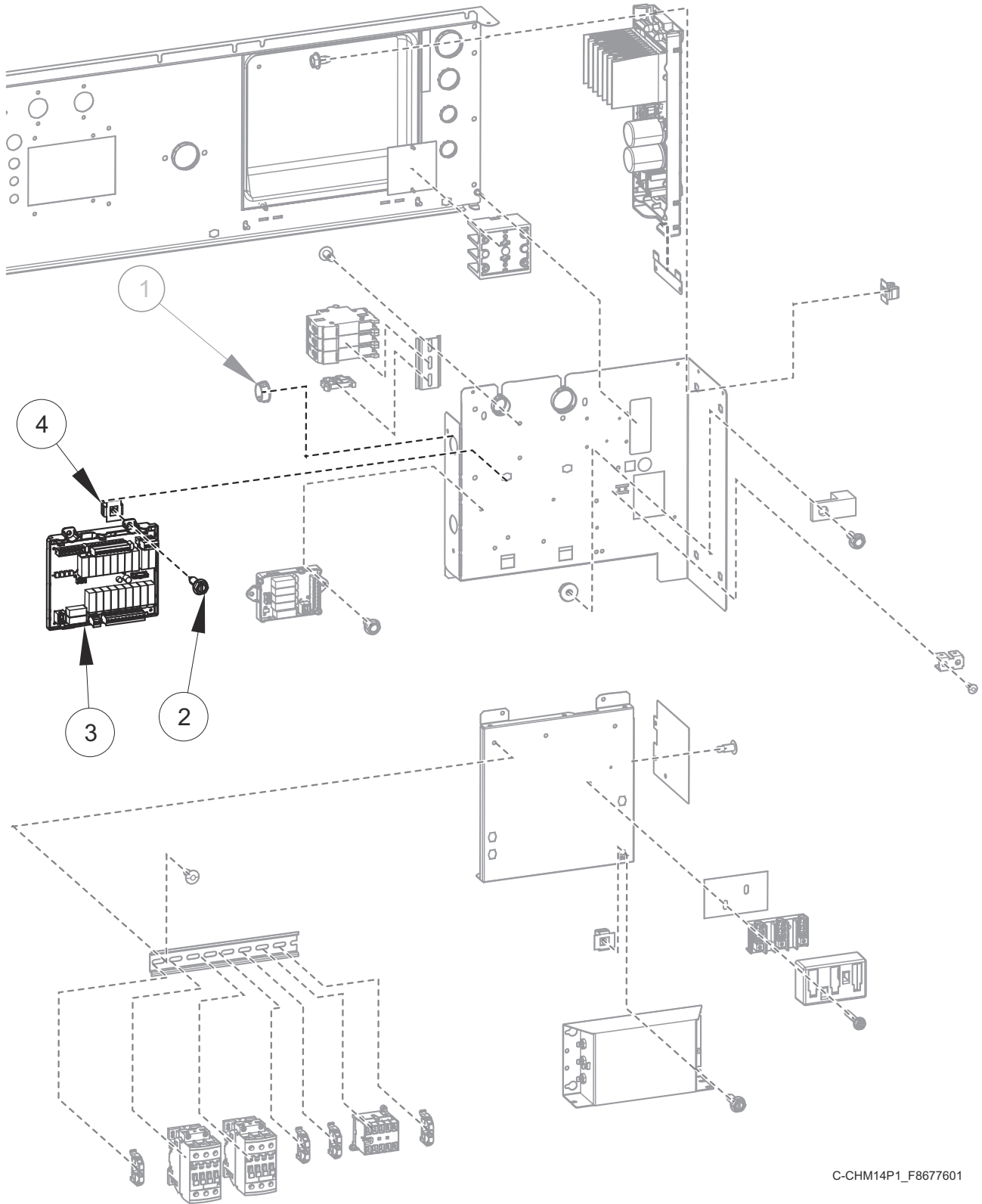


CHM3522P

Inverter Drive Box - 60 Pound Models with N and P Voltage

REF	PART NO.	DESCRIPTION	COMMENTS
	F8567003	Drive Panel Base Assembly	Includes items 4, 11, 12, 16, 23, 24 and 29
	F8567004	Drive Panel Base Assembly	Electric heat; Includes items 4, 5, 11, 12, 16, 23, 24 and 29
	F8583501	Jumper	Circuit breaker jumper; Electric heat
	F8518501	Harness	Power TB1; N and P voltage
	F8518503	Harness	Power CB; Electric heat
	F8518504	Harness	Power filter
	F8518606	Harness	Power drive
	F8528001	Harness	TB filter
	F8528003	Harness	CB filter; Electric heat
	F8528005	Harness	TB2 Filter
	F8619101	Power Harness	Power contactor; Electric heat
	F8619102	Harness	Power contactor; Electric heat
	F8662812	Filter Kit	Includes items 1, 14, 15, 17-20, harnesses and labels; Electric heat
	F8662806	Filter Kit	Includes items 1, 14, 15, 17-20, harnesses and labels
1	F140938	Snap Bushing	
2	F8449801	End Stop	
3	70488101	Circuit Breaker	3P; 25A; Electric heat
4	70058501	Pop Rivet	
5	B12315401	DIN Rail	7.5 mm x 35 mm x 72 mm; Electric heat
6	44014901P	Power Distribution Block Cover	Electric heat
7	39733	Screw	Electric heat
8	M413865	Power Distribution Block	Electric heat
9	M411283	Ground Lug Connector	
10	685837	Screw	
11	00622SG	Terminal	
12	M400003	Pop Rivet	
13	70333001	Terminal Block Shield	
14	430642	Terminal Block	
15	M413862	Insulator	
16	F8616901	Drive Shield	
17	51783	Screw	
18	F8206901	Screw	
19	F8637501	EMI Filter	
20	00621SG	Male Tab Terminal	IEC Models
21	F8744301	Harness Support Bracket	IEC Models
22	70030501	Expansion Clip	
23	70482601	Contactors	5.5kW/500V; 24VDC
24	70482701	Contactors	50A; 24VDC
25	F8530901	Contactors Tray	
26	M412689	DIN Rail	7.5 mm x 35 mm x 8.364 inch
27	44088001	Nut	
28	D516100	Label	
29	44286803	Label	Power input; L1, L2, L3
30	70346501	Bushing	
31	F8530803	Drive Terminal Tray	

External Supply Kit (Drawing 1 of 2)

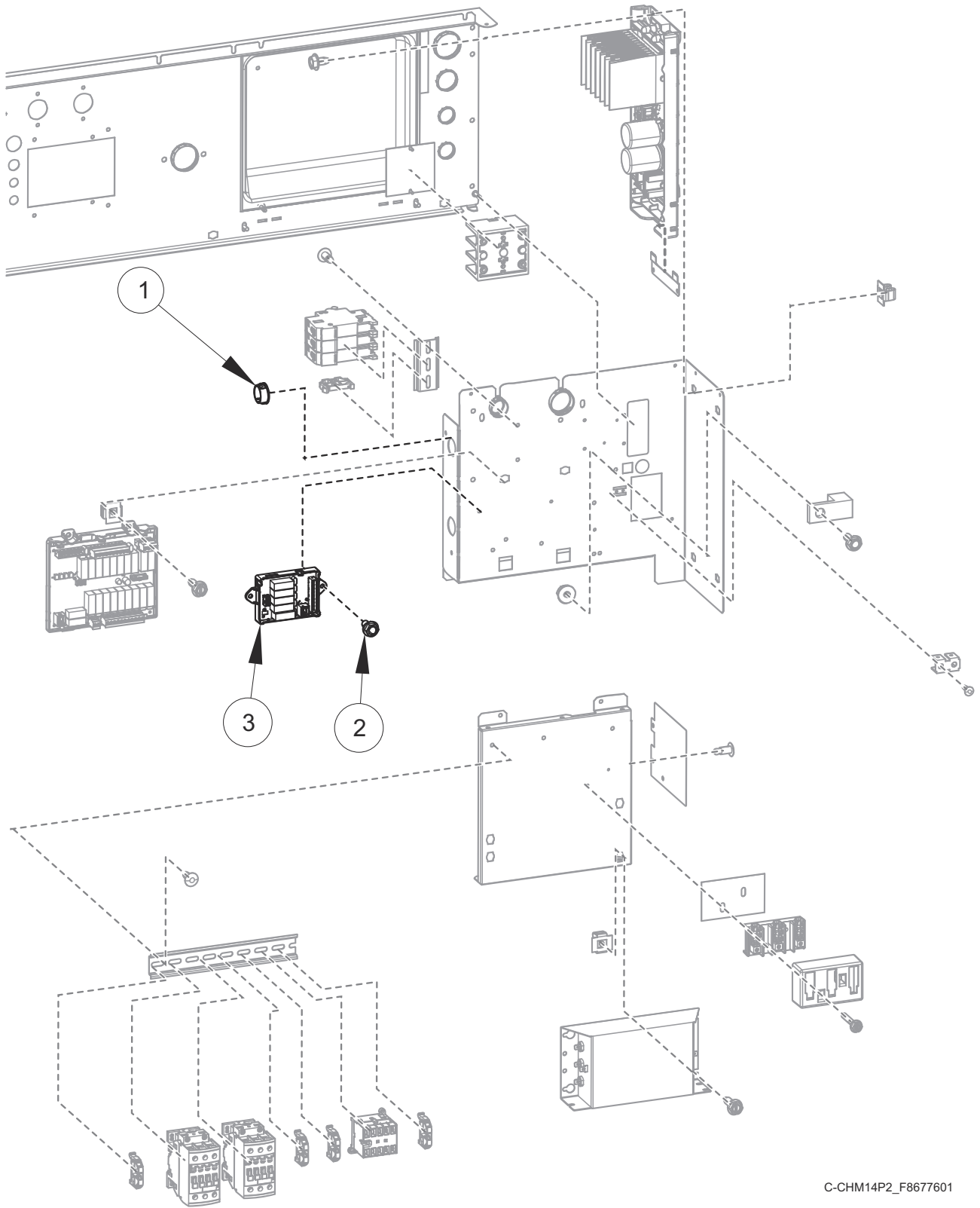


C-CHM14P1_F8677601

External Supply Kit (Drawing 1 of 2)

REF	PART NO.	DESCRIPTION	COMMENTS
	F8581301	Harness	Communication; Use with F8497401 Chemical Injection Control
	F8528205	Harness	Power; B voltage; Use with F8497401 Chemical Injection Control
	F8528206	Harness	Power; N, P, Q, W, X and Y voltage; Use with F8497401 Chemical Injection Control
	F8662509	External Supply Kit	20, 30 and 40 pound card reader models with B voltage; Includes items 1-4, F8581301 Harness, F8528205 Harness and labels; 8 out
	F8662510	External Supply Kit	Card reader models with N, P, Q and X voltage; Includes items 1-4, F8581301 Harness, F8528206 Harness and labels; 8 out
	F8662511	External Supply Kit	20, 30 and 40 pound coin and central pay models with B voltage; Includes items 1-4, 202757 Transformer, F8581301 Harness, F8528205 Harness, hardware and labels; 8 out
	F8662512	External Supply Kit	Coin and central pay models with N, P, Q and X voltage; Includes items 1-4, 202758 Transformer, F8581301 Harness, F8528206 Harness, hardware and labels; 8 out
1	F140938	Snap Bushing	
2	F8206901	Screw	
3	F8497401	Chemical Injection Control	8-output
	F8555403	Connector	7 pin; H3
	F8555404	Connector	10 pin; H4
	F8555401	Connector	2 pin; H5
	F8555405	Connector	11 pin; H6
	F8555402	Connector	4 pin; H7
4	70030501	Expansion Clip	

External Supply Kit (Drawing 2 of 2)

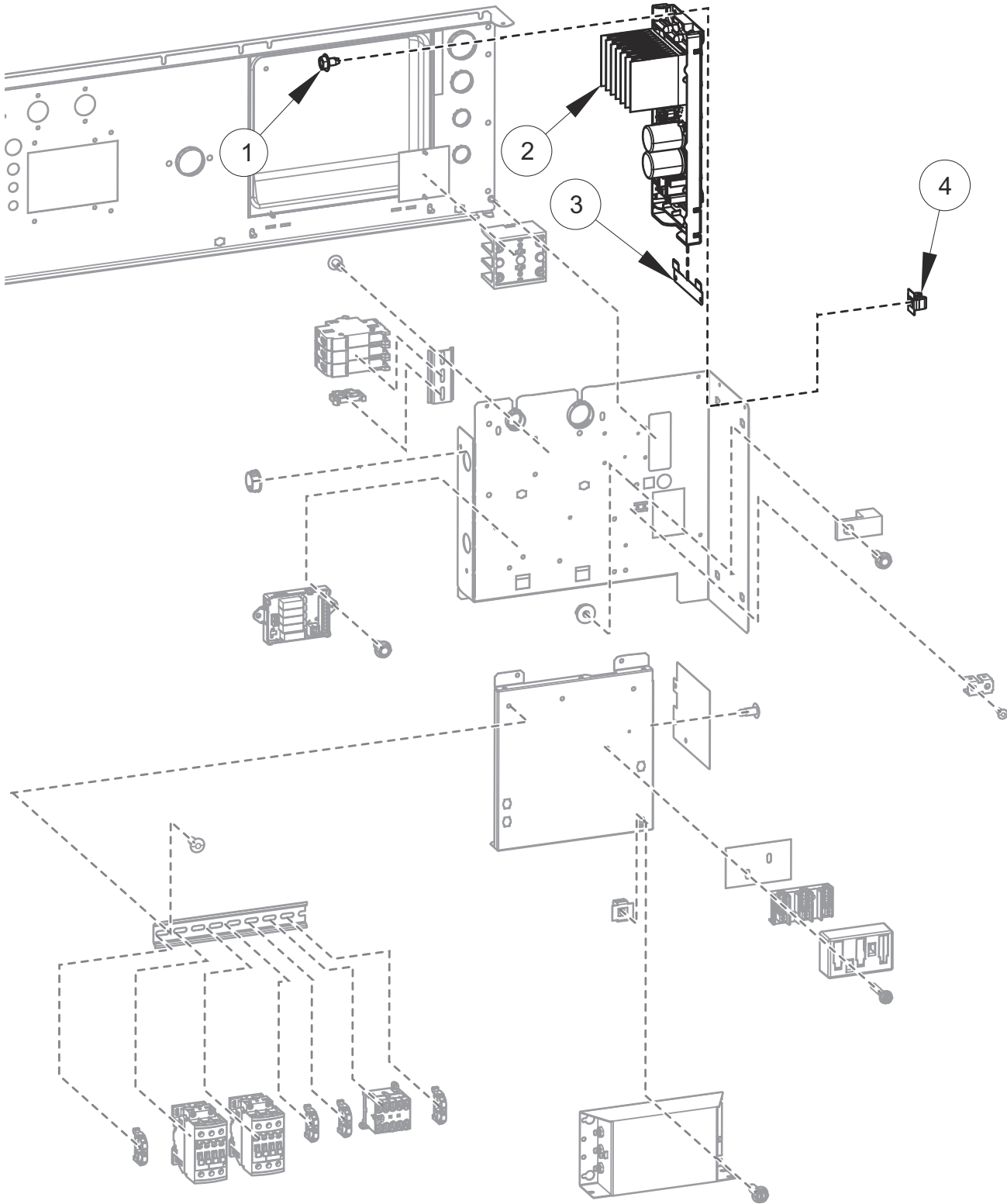


C-CHM14P2_F8677601

External Supply Kit (Drawing 2 of 2)

REF	PART NO.	DESCRIPTION	COMMENTS
	F8520601	Harness	Communication; 20 and 30 pound models; Use with 804528 Chemical Injection Control
	F8520602	Harness	Communication; 40 and 60 pound models; Use with 804528 Chemical Injection Control
	F8528203	Harness	Power; B voltage; Use with 804528 Chemical Injection Control
	F8528204	Harness	Power; N, P, Q, W, X and Y voltage; Use with 804528 Chemical Injection Control
	F8662501	External Supply Kit	20 and 30 pound card reader models with B voltage; Includes items 1-3, F8520601 Harness, F8528203 Harness and labels; 4 out
	F8662502	External Supply Kit	40 pound card ready models with B voltage; Includes items 1-3, F8520602 Harness, F8528203 Harness and labels; 4 out
	F8662503	External Supply Kit	20 and 30 pound card reader models with N, P, Q and X voltage; Includes items 1-3, F8520601 Harness, F8528204 Harness and labels; 4 out
	F8662504	External Supply Kit	40 and 60 pound card ready models with N, P, Q and X voltage; Includes items 1-3, F8520602 Harness, F8528204 Harness and labels; 4 out
	F8662505	External Supply Kit	20 and 30 pound coin and central pay models with B voltage; Includes items 1-3, 202757 Transformer, F8520601 Harness, F8528203 Harness, hardware and labels; 4 out
	F8662506	External Supply Kit	40 pound coin and central pay models; Includes items 1-3, 202757 Transformer, F8520601 Harness, F8528203 Harness, hardware and labels; 4 out
	F8662507	External Supply Kit	20 and 30 pound coin and central pay models with N, P, Q and X voltage; Includes items 1-3, 202758 Transformer, F8520601 Harness, F8528204 Harness, hardware and labels; 4 out
	F8662508	External Supply Kit	40 and 60 pound coin and central pay models with N, P, Q and X voltage; Includes items 1-3, F8520602 Harness, F8528204 Harness, hardware and labels; 4 out
1	F140938	Snap Bushing	
2	430497	Screw	
3	804528	Chemical Injection Control	5 output
	70493102	Connector	9 pin; H2

Inverter Drive

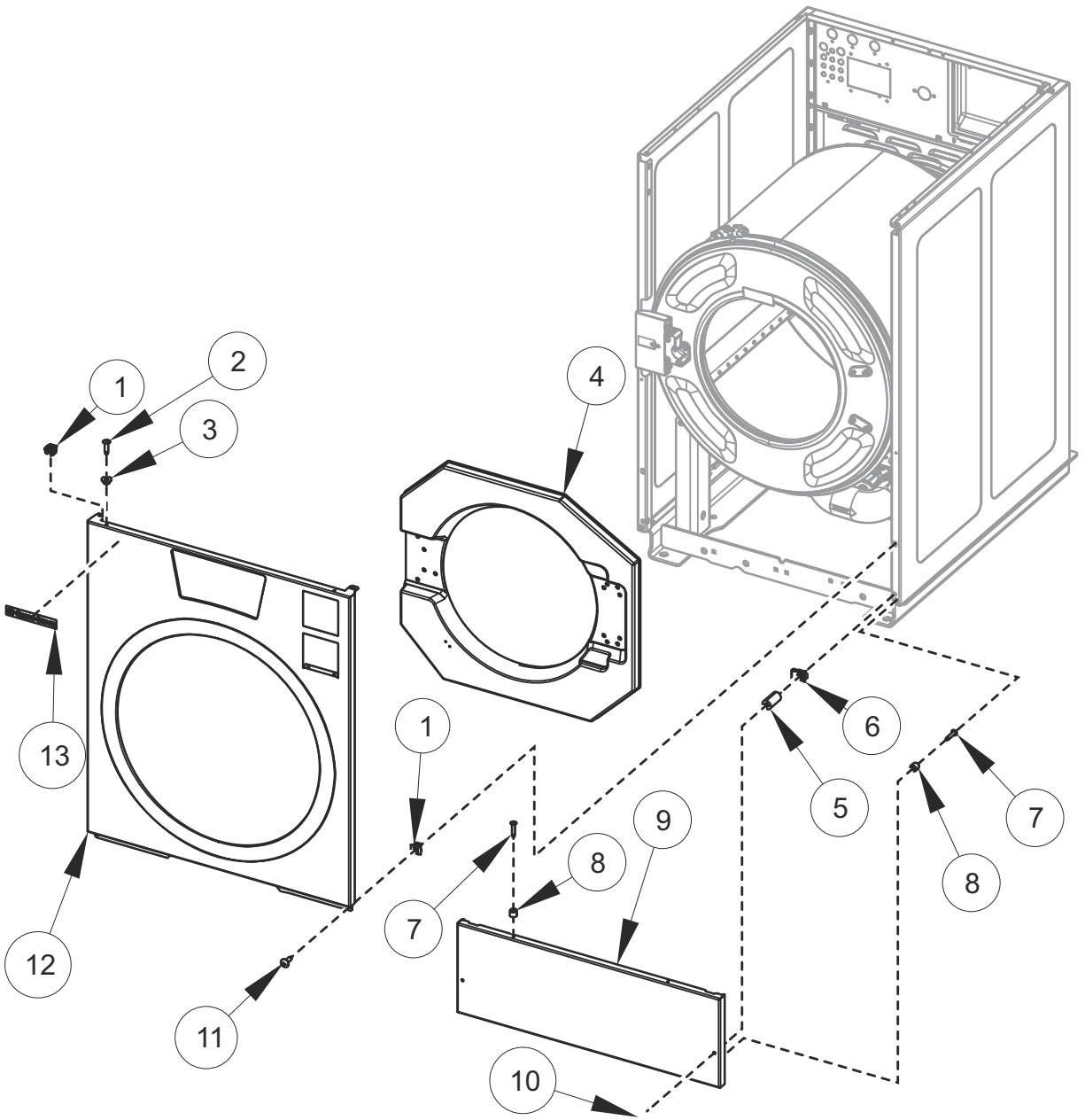


C-CHM2P22_F8677601

Inverter Drive

REF	PART NO.	DESCRIPTION	COMMENTS
	F8519202	Drive Communication Harness	20 and 30 pound models; 40 and 60 pound models with N and P voltage; Electric heat
	F8519203	Drive Communication Harness	40 and 60 pound models with Q voltage; Electric heat
	F8519201	Drive Communication Harness	Standard
	F8519204	Drive Communication Harness	Steam heat
	F8518605	Harness	Power drive; 20, 30 and 40 pound models with Q, W, X and Y voltage; EMI filter
	F8518607	Harness	60 pound models with Q and X voltage; EMI filter
	F8518606	Harness	Power drive; N and P voltage; EMI filter
	F8518602	Drive Power Harness	Q, W, X and Y voltage
	F8518603	Drive Power Harness	N and P voltage
	F8518601	Drive Power Harness	B voltage
1	D503688	Screw	
2	F8496001	Drive Assembly	20, 30 and 40 pound models; N and P voltage; 2 hp; 480 Volt
	F8495401P	Drive Assembly	20, 30 and 40 pound models; B, Q, W X and Y voltage; 2 hp; 120/240 Volt
	F8496301P	Drive Assembly	60 pound models; Q and X voltage; 3 hp; 240 Volt
	F8496901	Drive Assembly	60 pound models; N and P voltage; 5 hp; 480 Volt
3	F8322401	Drive Mounting Bracket	2 included with N and P voltage
4	70030501	Expansion Clip	

Front Panels - S Models

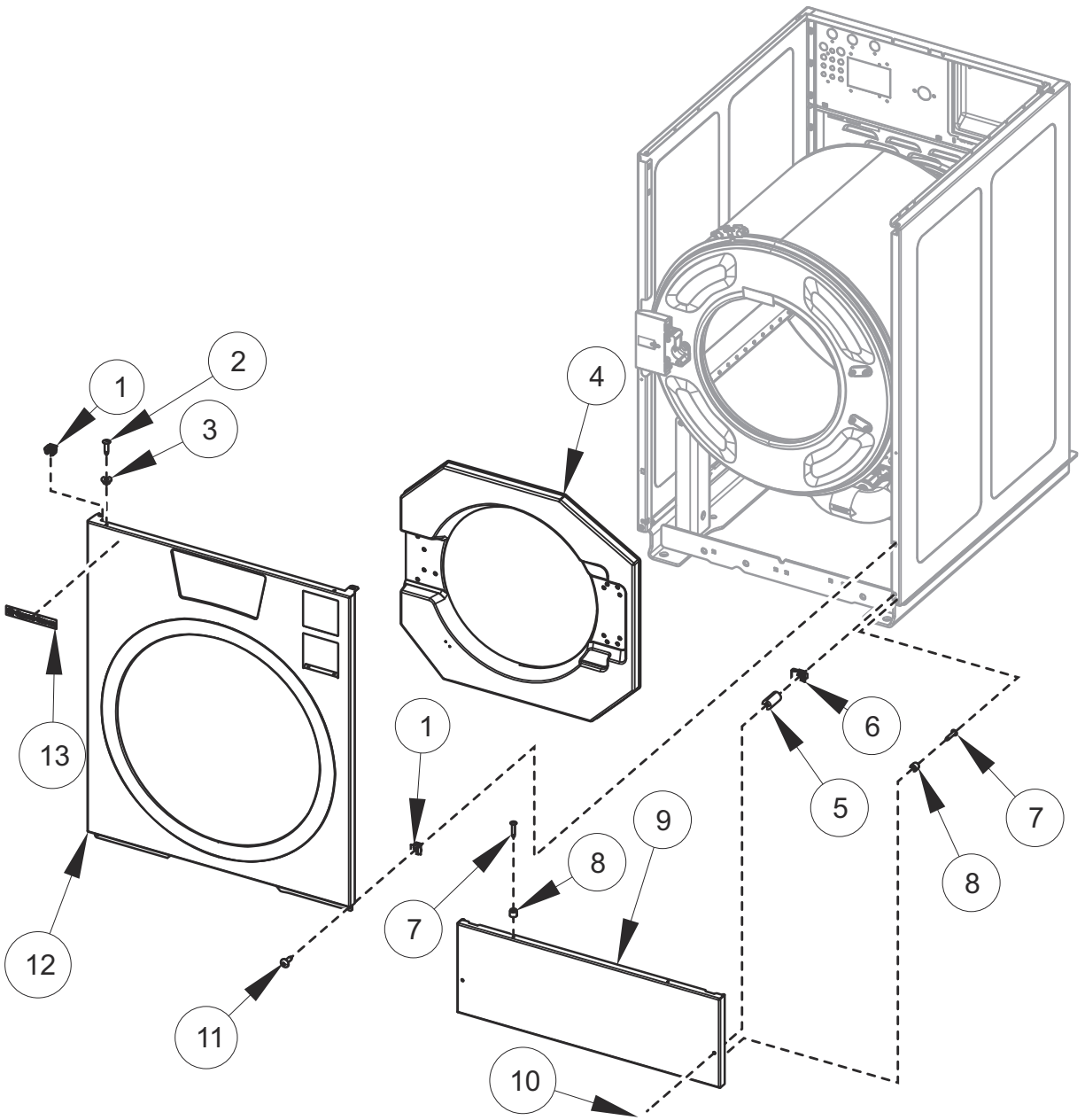


C-CHM11P13_F8677601

Front Panels - S Models

REF	PART NO.	DESCRIPTION	COMMENTS
	F8535502	Screw	Used to attach Front Panel to Coin Vault
1	70030501	Expansion Clip	
2	70412601	Pop Rivet	
3	F8201101	Washer	
4	F8658701	Door Bezel	20 pound models; Black
	F8658801	Door Bezel	20 pound models; Gray
	F8658901	Door Bezel	30, 40 and 60 pound models; Black
	F8659101	Door Bezel	40 and 60 pound models; Black
5	F8609701	Access Panel Retaining Spacer	
6	36020	Nut	
7	M412763	Rivet	
8	56079	Panel Locator	
9	F8524001	Access Panel	20 pound models
	F8524101	Access Panel	30 pound models
	F8524201	Access Panel	40 pound models
	F8553901	Access Panel	60 pound models
10	F8589501	Screw	
11	F8117601	Screw	
12	F8666201	Front Panel	20 pound coin models; Includes items 1-3 and 13; Design 5
	F8666202	Front Panel	20 pound card ready and fob models; Includes items 1-3 and 13; Design 5
	F8666204	Front Panel	20 pound central pay models; Includes items 1-3 and 13; Design 5
	F8698201	Front Panel	20 pound coin models; Includes items 1-3 and 13; Design 6
	F8698202	Front Panel	20 pound card ready and fob models; Includes items 1-3 and 13; Design 6
	F8698204	Front Panel	20 pound central pay models; Includes items 1-3 and 13; Design 6
	F8666301	Front Panel	30 pound coin models; Includes items 1-3 and 13; Design 5
	F8666302	Front Panel	30 pound card ready and fob models; Includes items 1-3 and 13; Design 5
	F8666304	Front Panel	30 pound central pay models; Includes items 1-3 and 13; Design 5
	F8698301	Front Panel	30 pound coin models; Includes items 1-3 and 13; Design 6
	F8698302	Front Panel	30 pound card ready and fob models; Includes items 1-3 and 13; Design 6
	F8698304	Front Panel	30 pound central pay models; Includes items 1-3 and 13; Design 6
	F8666401	Front Panel	40 pound coin models; Includes items 1-3 and 13; Design 5
	F8666402	Front Panel	40 pound card ready and fob models; Includes items 1-3 and 13; Design 5
	F8666404	Front Panel	40 pound central pay models; Includes items 1-3 and 13; Design 5
	F8698401	Front Panel	40 pound coin models; Includes items 1-3 and 13; Design 6
	F8698402	Front Panel	40 pound card ready and fob models; Includes items 1-3 and 13; Design 6
	F8698404	Front Panel	40 pound central pay models; Includes items 1-3 and 13; Design 6
	F8666501	Front Panel	60 pound coin models; Includes items 1-3 and 13; Design 5
	F8666502	Front Panel	60 pound card ready and fob models; Includes items 1-3 and 13; Design 5
	F8666504	Front Panel	60 pound central pay models; Includes items 1-3 and 13; Design 5
	F8698501	Front Panel	60 pound coin models; Includes items 1-3 and 13; Design 6
	F8698502	Front Panel	60 pound card ready and fob models; Includes items 1-3 and 13; Design 6
	F8698504	Front Panel	60 pound central pay models; Includes items 1-3 and 13; Design 6
13	F8664901	Nameplate	Design 5
	F8688801	Nameplate	Design 5

Front Panels - H Models

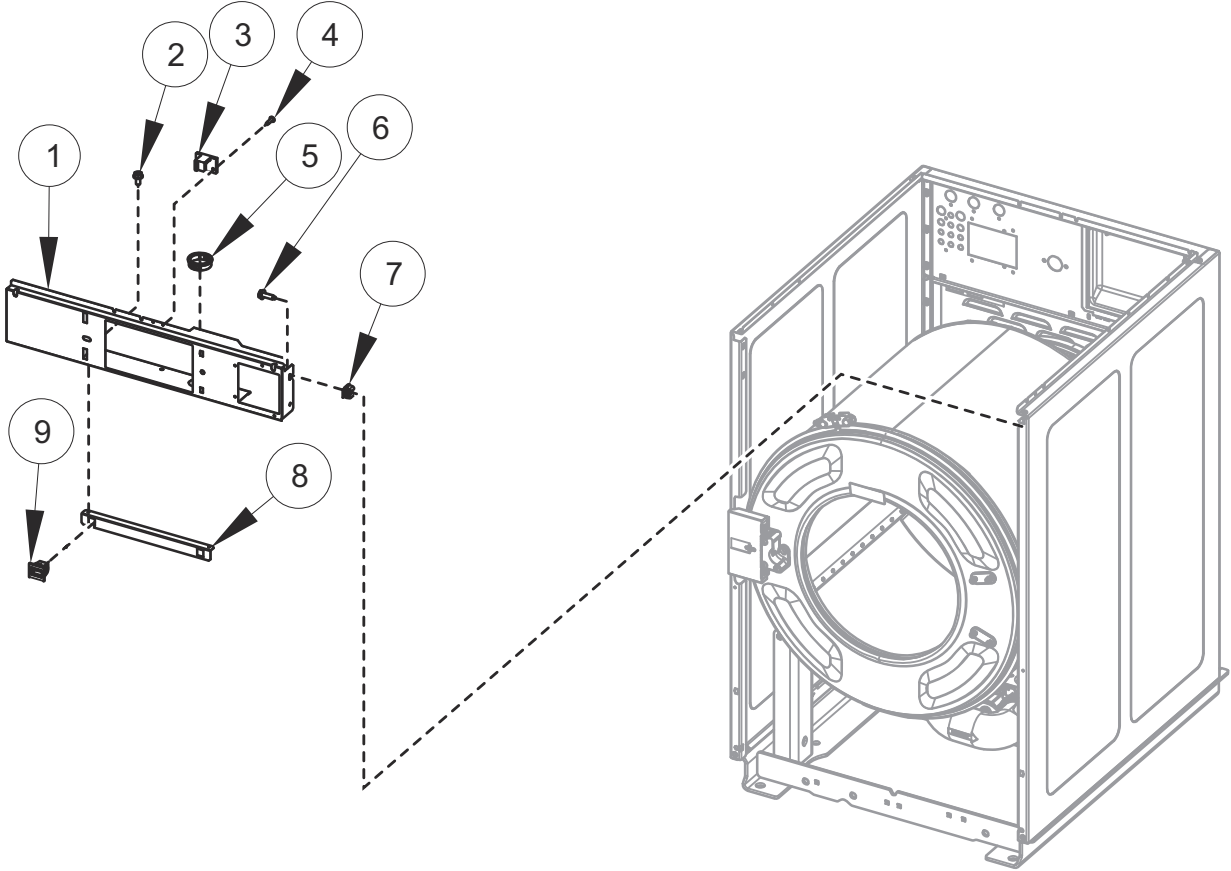


C-CHM11P13_F8677601

Front Panels - H Models

REF	PART NO.	DESCRIPTION	COMMENTS
	F8535502	Screw	Used to attach Front Panel to Coin Vault
1	70030501	Expansion Clip	
2	70412601	Pop Rivet	
3	F8201101	Washer	
4	F8658701	Door Bezel	20 pound models; Black
	F8658801	Door Bezel	20 pound models; Gray
	F8658901	Door Bezel	30, 40 and 60 pound models; Black
	F8659101	Door Bezel	40 and 60 pound models; Black
5	F8609701	Access Panel Retaining Spacer	
6	36020	Nut	
7	M412763	Rivet	
8	56079	Panel Locator	
9	F8524001	Access Panel	20 pound models
	F8524101	Access Panel	30 pound models
	F8524201	Access Panel	40 pound models
	F8553901	Access Panel	60 pound models
10	F8589501	Screw	
11	F8117601	Screw	
12	F8718601	Front Panel	20 pound coin models; Includes items 1-3 and 13; Design 5
	F8718602	Front Panel	20 pound card ready and fob models; Includes items 1-3 and 13; Design 5
	F8718604	Front Panel	20 pound central pay models; Includes items 1-3 and 13; Design 5
	F8718605	Front Panel	20 pound coin models; Includes items 1-3 and 13; Design 6
	F8718606	Front Panel	20 pound card ready and fob models; Includes items 1-3 and 13; Design 6
	F8718608	Front Panel	20 pound central pay models; Includes items 1-3 and 13; Design 6
	F8718609	Front Panel	30 pound coin models; Includes items 1-3 and 13; Design 5
	F8718610	Front Panel	30 pound card ready and fob models; Includes items 1-3 and 13; Design 5
	F8718612	Front Panel	30 pound central pay models; Includes items 1-3 and 13; Design 5
	F8718613	Front Panel	30 pound coin models; Includes items 1-3 and 13; Design 6
	F8718614	Front Panel	30 pound card ready and fob models; Includes items 1-3 and 13; Design 6
	F8718616	Front Panel	30 pound central pay models; Includes items 1-3 and 13; Design 6
	F8718617	Front Panel	40 pound coin models; Includes items 1-3 and 13; Design 5
	F8718618	Front Panel	40 pound card ready and fob models; Includes items 1-3 and 13; Design 5
	F8718620	Front Panel	40 pound central pay models; Includes items 1-3 and 13; Design 5
	F8718621	Front Panel	40 pound coin models; Includes items 1-3 and 13; Design 6
	F8718622	Front Panel	40 pound card ready and fob models; Includes items 1-3 and 13; Design 6
	F8718624	Front Panel	40 pound central pay models; Includes items 1-3 and 13; Design 6
	F8718625	Front Panel	60 pound coin models; Includes items 1-3 and 13; Design 5
	F8718626	Front Panel	60 pound card ready and fob models; Includes items 1-3 and 13; Design 5
F8718628	Front Panel	60 pound central pay models; Includes items 1-3 and 13; Design 5	
F8718629	Front Panel	60 pound coin models; Includes items 1-3 and 13; Design 6	
F8718630	Front Panel	60 pound card ready and fob models; Includes items 1-3 and 13; Design 6	
F8718632	Front Panel	60 pound central pay models; Includes items 1-3 and 13; Design 6	
13	F8687701	Decal	

Control Panel

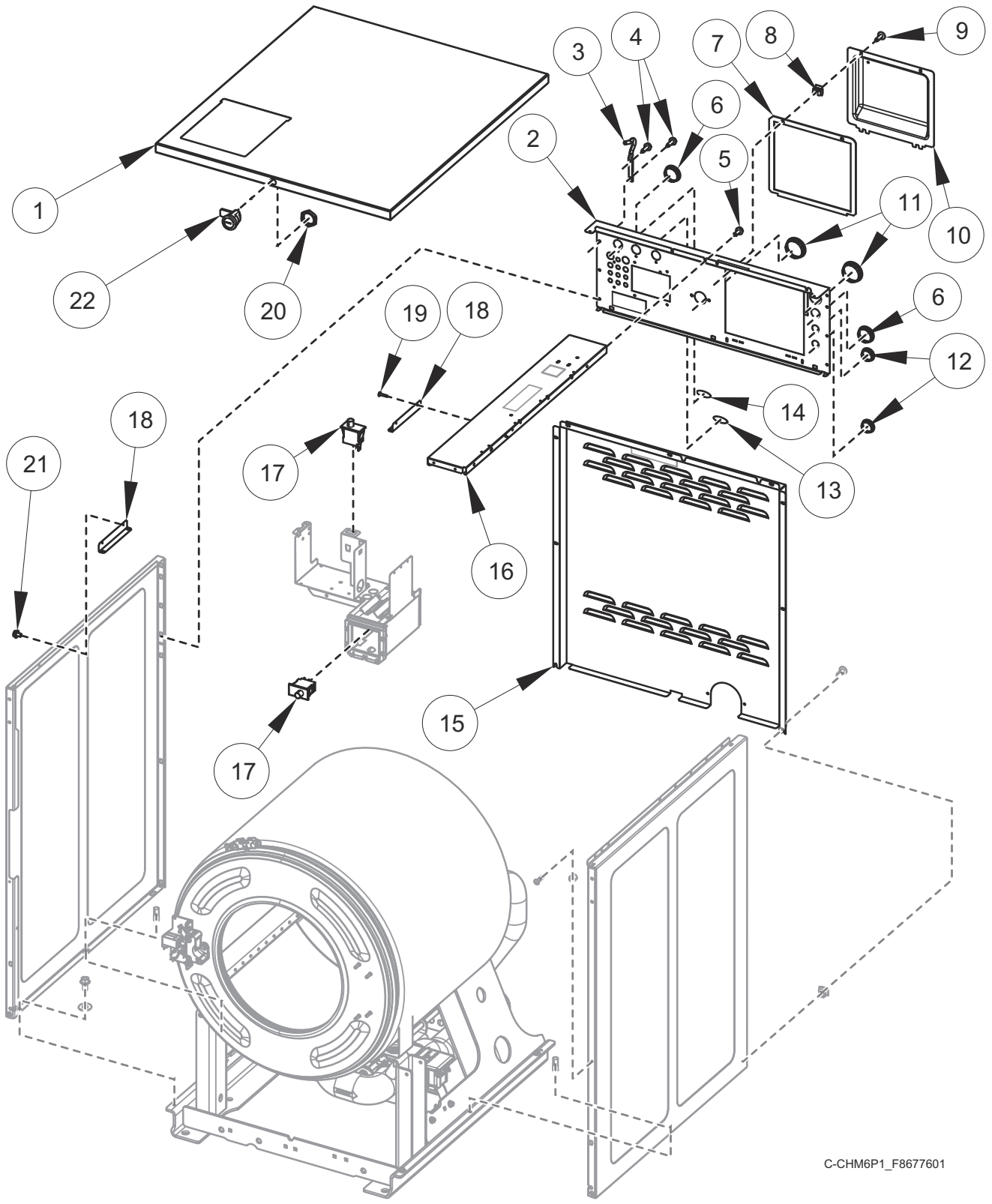


C-CHM11P14_F8677601

Control Panel

REF	PART NO.	DESCRIPTION	COMMENTS
	44374701	App Pay Overlay Kit	
1	F8631901	Control Panel Assembly	20 pound models
	F8631903	Control Panel Assembly	30 pound models
	F8631905	Control Panel Assembly	40 pound models
	F8631907	Control Panel Assembly	60 pound models
2	430497	Screw	
3	F8201001	Top Cover Latch	
4	F431215	Pop Rivet	
5	70346501	Bushing	
6	F8206901	Screw	
7	70030501	Expansion Clip	
8	F8665701	Bracket	
9	D510177	Door Catch Assembly	

Rear and Top Panels

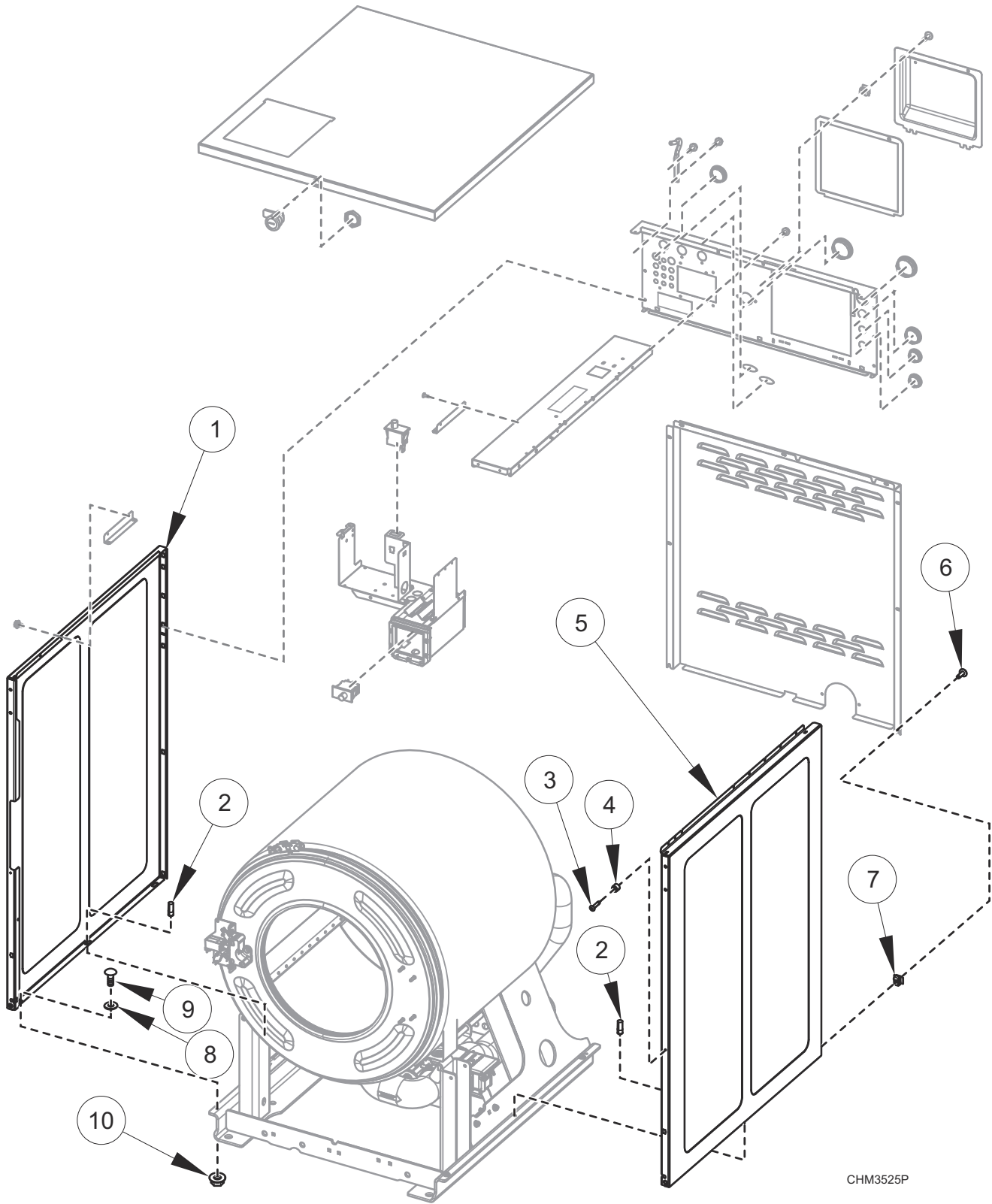


C-CHM6P1_F8677601

Rear and Top Panels

REF	PART NO.	DESCRIPTION	COMMENTS
1	F8525401	Top Cover	20 pound models
	F8525501	Top Cover	30 pound models
	F8525601	Top Cover	40 pound models
	F8554301	Top Cover	60 pound models
2	F8513101	Valve Panel	20 pound models
	F8513201	Valve Panel	30 pound models
	F8513301	Valve Panel	40 pound models
	F8554401	Valve Panel	60 pound models
3	F8258601	Top Cover Hinge	
4	F8206901	Screw	
5	33562	Screw	
6	F8223901	Plug	
7	F8542601	Gasket	
8	70030501	Expansion Clip	
9	F8117601	Screw	
10	F8518301	Terminal Tray Cover	
	F8521301	Cable	
11	F8223801	Hole Plug	
12	M400985	Plug	
13	F8611301	Label	Hot water
14	F8611401	Label	Cold water
15	F8527001	Rear Panel	20 pound models
	F8660101	Rear Panel	30 pound models
	F8660201	Rear Panel	40 pound models
	F8554501	Rear Panel	60 pound models
16	F8527301	Cabinet Brace	20 pound models
	F8527401	Cabinet Brace	30 pound models
	F8527501	Cabinet Brace	40 pound models
	F8553201	Cabinet Brace	60 pound models
17	70413301	Pushbutton Switch	
18	F8525701	Dispenser Bracket	
19	F431215	Pop Rivet	
20	44088801	Nut	
21	51780	Screw	
22	44089303P	Panel Lock	Black
	44089306	Panel Lock	Chrome
	70155603	Key	

Side Panels

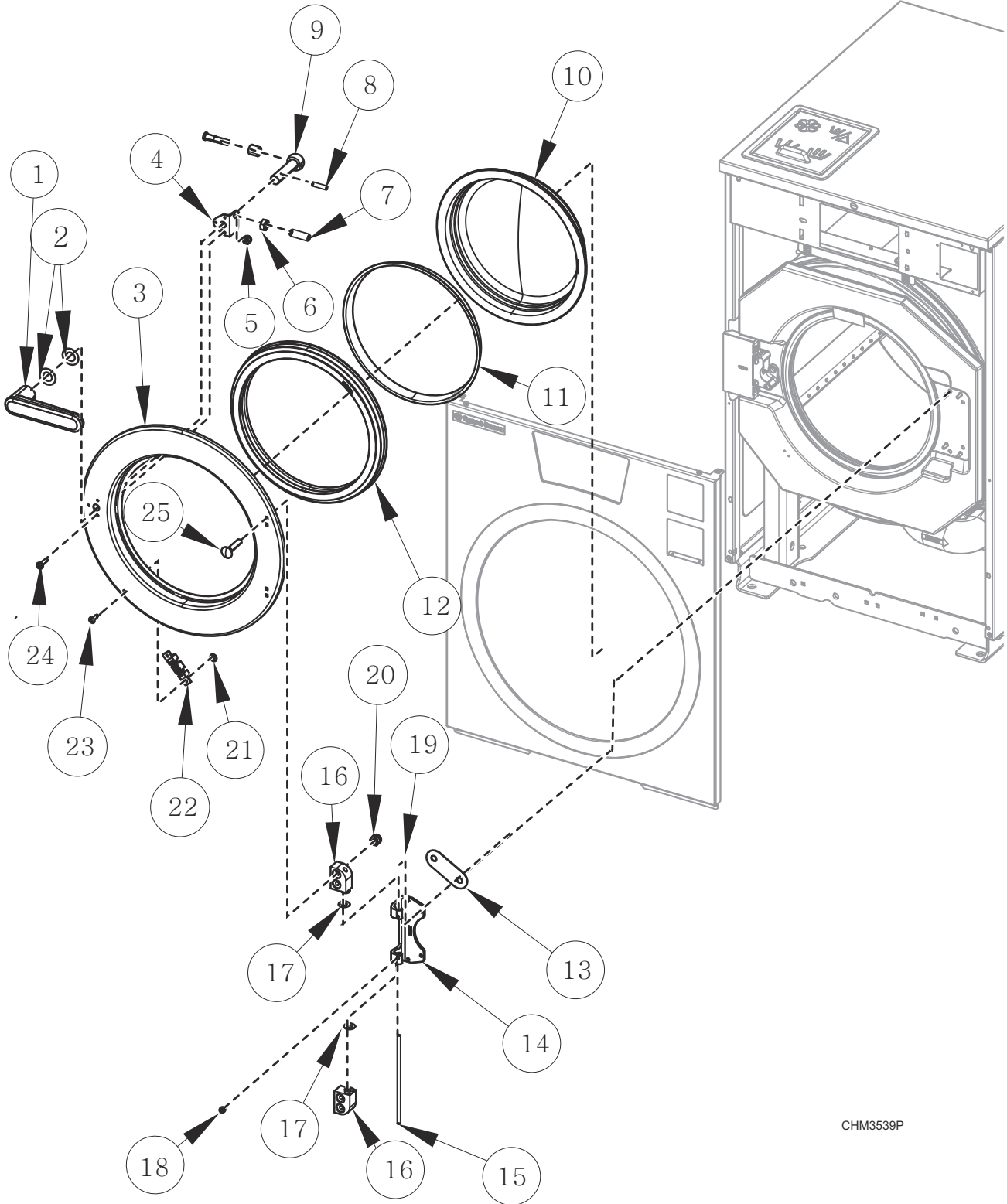


CHM3525P

Side Panels

REF	PART NO.	DESCRIPTION	COMMENTS
1	F8633704	Side Panel	20 pound models; Left; Stainless steel
	F8633804	Side Panel	30 pound models; Left; Stainless steel
	F8633904	Side Panel	40 pound models; Left; Stainless steel
	F8634002	Side Panel	60 pound models; Left; Stainless steel
2	F8502101	Pin	
3	M412763	Rivet	
4	56079	Panel Locator	
5	F8633703	Side Panel	20 pound models; Right; Stainless steel
	F8633803	Side Panel	30 pound models; Right; Stainless steel
	F8633903	Side Panel	40 pound models; Right; Stainless steel
	F8634001	Side Panel	60 pound models; Right; Stainless steel
6	F8117601	Screw	
7	70030501	Expansion Clip	
8	M405535	Washer	
9	F8402801	Bolt	
10	44087201	Nut	

Door - 20 Pound Models



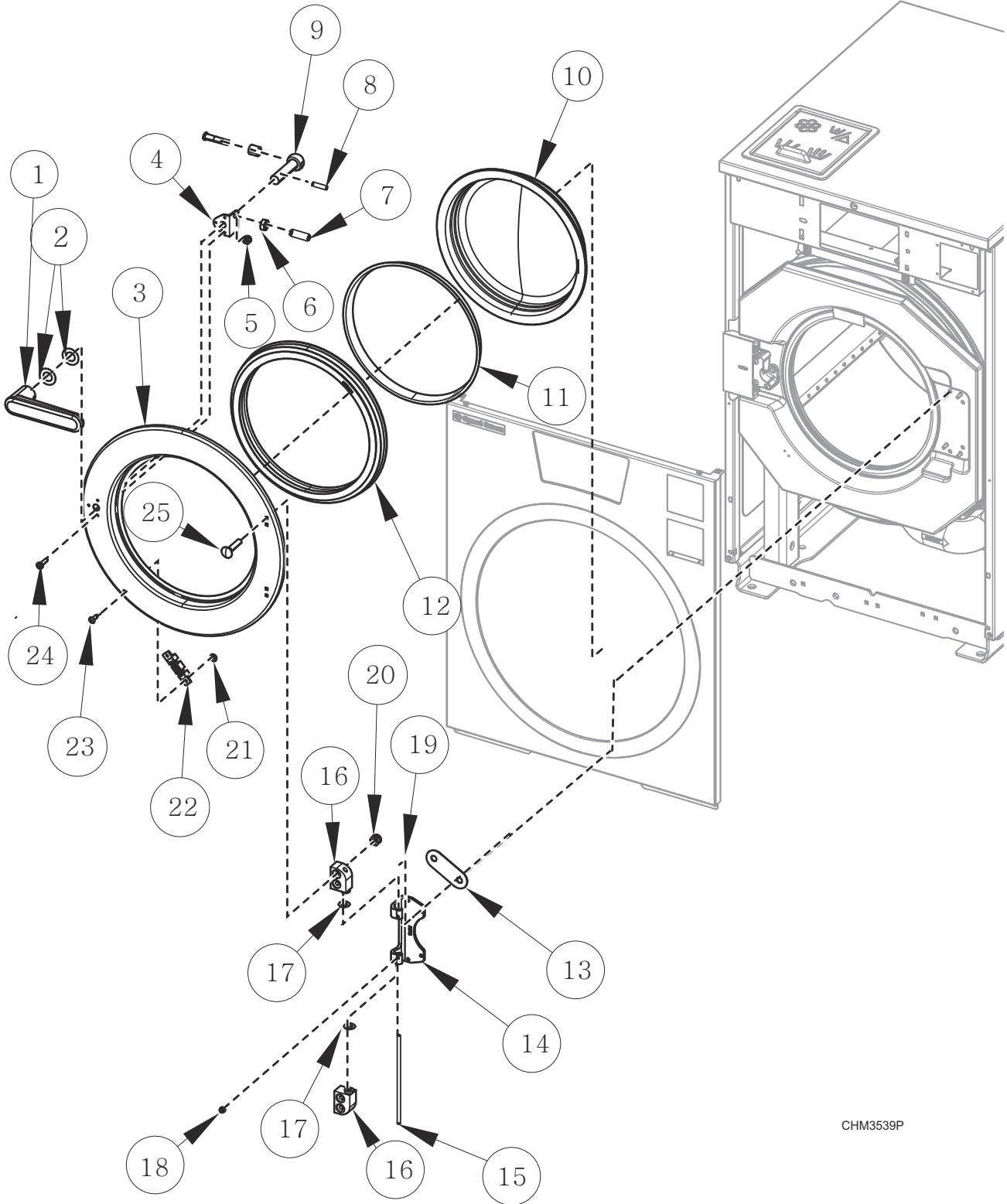
CHM3539P

Door - 20 Pound Models

REF	PART NO.	DESCRIPTION	COMMENTS
	F8617212	Door Assembly	Models starting 1/1/21; Chrome; Includes items 1-6, 8 and 10-20
	F8748701	Hinge Replacement Kit	Used to replace F8653810 Door Assembly and F8653101 Shell Front used on models through 12/31/20
1	F8624603	Door Handle	
2	F431916	Washer	
3	F8507501P	Door	
4	F8567501	Door Handle Spacer	
5	F430232	Nut	
6	F431041	Nut	
7	F430532	Screw	
8	F431222	Spring Pin	
9	F8221403	Door Latch Arm Assembly	Includes latch arm shaft, latch arm support and sleeve
10	F290205P	Door Glass Kit	
11	F8583201	Door Glass Trim	
12	F200000202	Door Gasket	
13	F200131000P	Door Hinge Shim Kit	
14	F190216P	Door Hinge	
15	F602813-2	Rod	
16	F150271	Door Mount	
17	F431929	Washer	Non-ferrous
	F431147	Washer	
18	F430536	Screw	
19	C001236	Nut	
20	F430215	Nut	
21	F431133	Washer	
22	F8390801	Magnet	
23	F431223	Pop Rivet	
24	F8535501	Screw	
25	F8508101	Bolt	

NOTE: If F8653810 Door Assembly (used on models through 12/31/20) needs to be replaced, use F8748701 Hinge Replacement Kit.

Door - 30 Pound Models



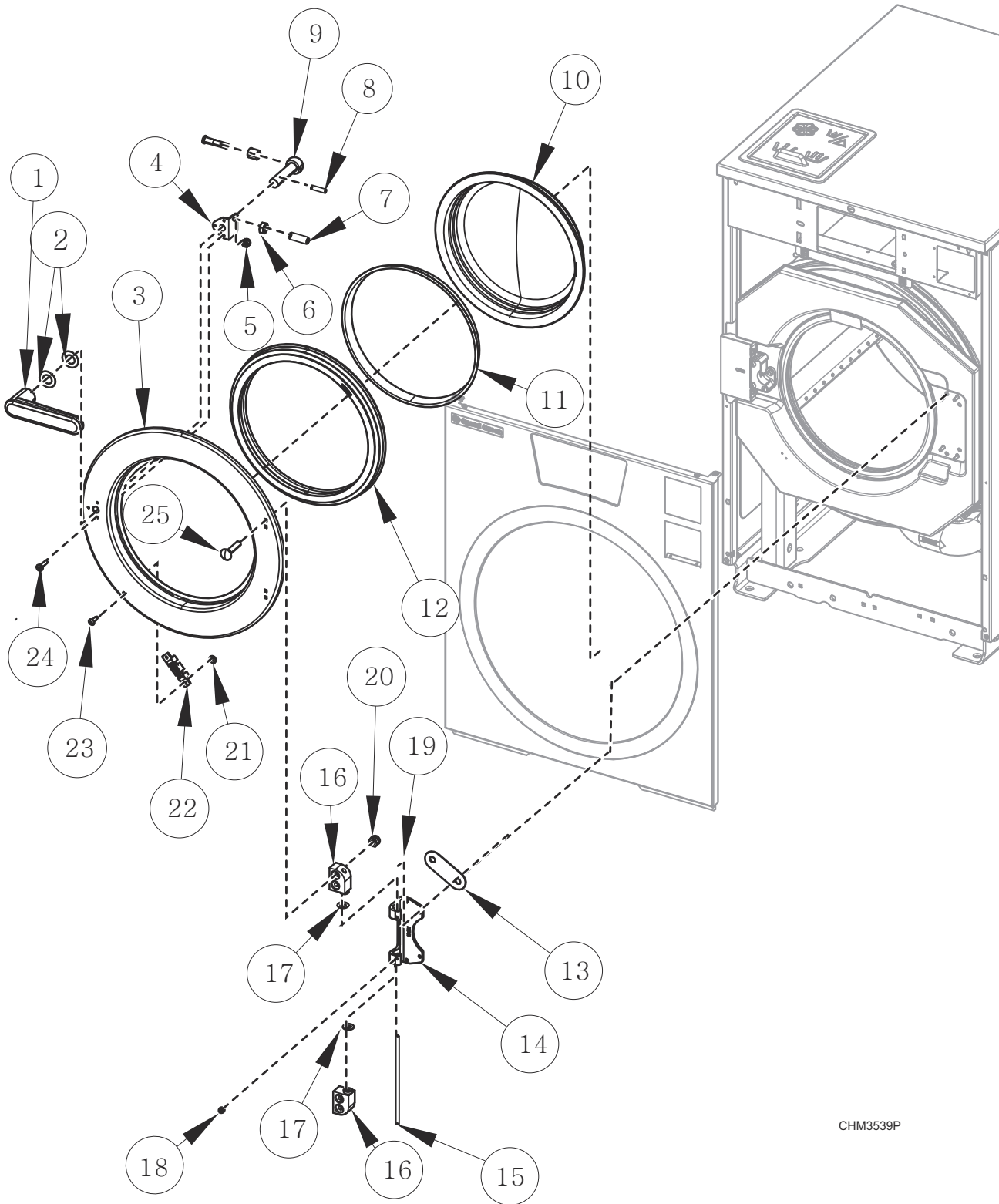
CHM3539P

Door - 30 Pound Models

REF	PART NO.	DESCRIPTION	COMMENTS
	F8617312	Door Assembly	Models starting 1/1/21; Chrome; Includes items 1-6, 8 and 10-20
	F8748801	Hinge Replacement Kit	Used to replace F8653710 Door Assembly and F8653001 Shell Front used on models through 12/31/20
1	F8624603	Door Handle	
2	F431916	Washer	
3	F8752601	Door	
4	F8567501	Door Handle Spacer	
5	F430232	Nut	
6	F431041	Nut	
7	F430533	Screw	
8	F431222	Spring Pin	
9	F8221403	Door Latch Arm Assembly	Includes latch arm shaft, latch arm support and sleeve
10	F8485301P	Door Glass	
11	F8583202	Door Glass Trim	
12	F8111602	Door Gasket	
13	F200131000P	Door Hinge Shim Kit	
14	F190216P	Door Hinge	
15	F602813-2	Rod	
16	F150271	Door Mount	
17	F431929	Washer	Non-ferrous
	F431147	Washer	
18	F430536	Screw	
19	C001236	Nut	
20	F430215	Nut	
21	F431133	Washer	
22	F8390801	Magnet	
23	F431223	Pop Rivet	
24	F8535501	Screw	
25	F8508101	Bolt	

NOTE: If F8653710 Door Assembly (used on models through 12/31/20) needs to be replaced, use F8748701 Hinge Replacement Kit.

Door - 40 and 60 Pound Models



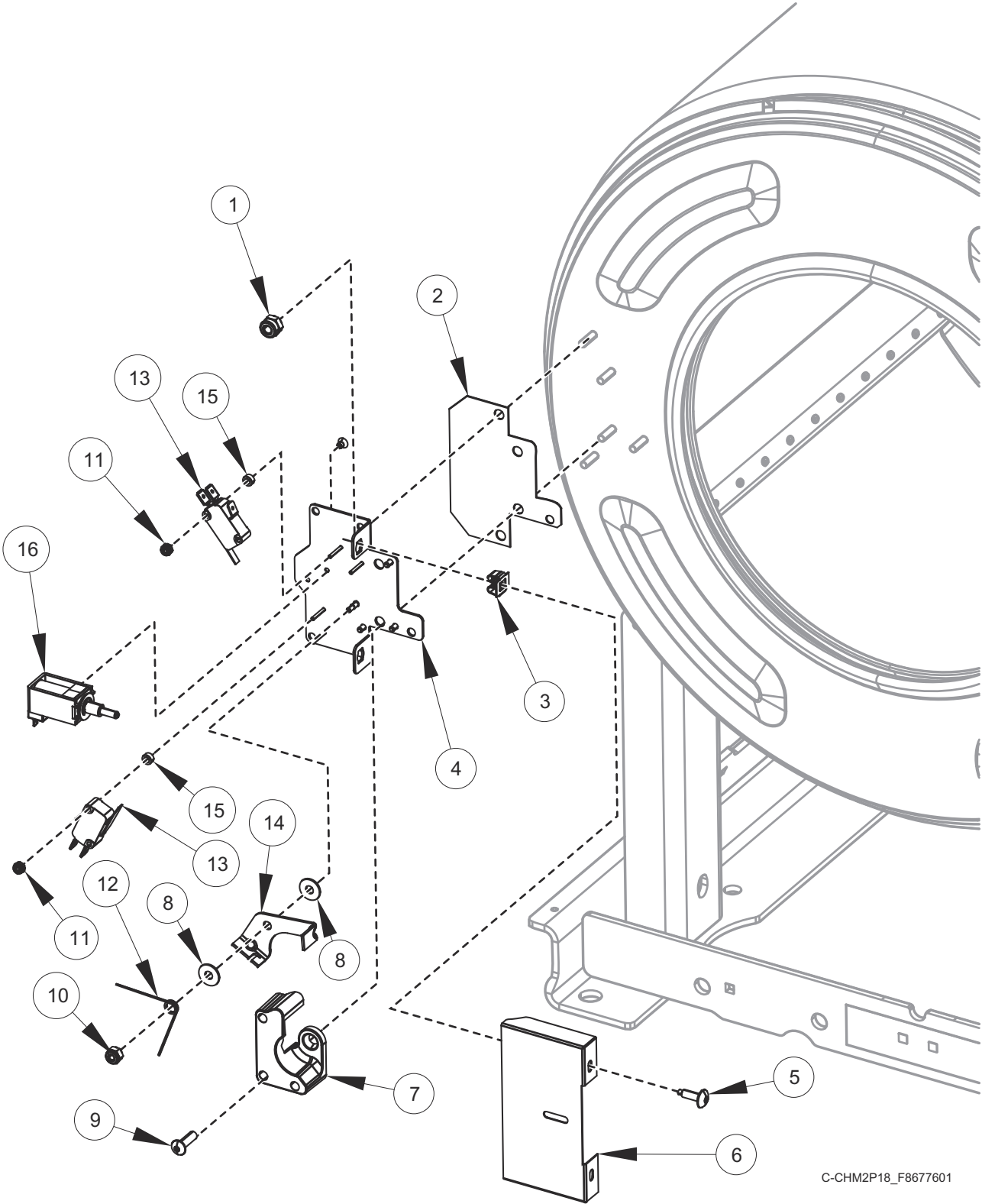
CHM3539P

Door - 40 and 60 Pound Models

REF	PART NO.	DESCRIPTION	COMMENTS
	F8617412	Door Assembly	Models starting 1/1/21; Chrome; Includes items 1-6, 8 and 10-20
	F8748901	Hinge Replacement Kit	40 pound models; Used to replace F8653610 Door Assembly and F8652901 Shell Front used on models through 12/31/20
	F8749001	Hinge Replacement Kit	60 pound models; Used to replace F8653610 Door Assembly and F8652601 Shell Front used on models through 12/31/20
1	F8624603	Door Handle	
2	F431916	Washer	
3	F8507701	Door	
4	F8567501	Door Handle Spacer	
5	F430232	Nut	
6	F431041	Nut	
7	F430533	Screw	
8	F431222	Spring Pin	
9	F8221403	Door Latch Arm Assembly	Includes latch arm shaft, latch arm support and sleeve
10	F8485401P	Door Glass	
11	F8583203	Door Glass Trim	
12	F8111502	Door Gasket	
13	F200131000P	Door Hinge Shim Kit	
14	F190216P	Door Hinge	
15	F602813-3	Rod	
16	F150271	Door Mount	
17	F431929	Washer	Non-ferrous
	F431147	Washer	
18	F430536	Screw	
19	C001236	Nut	
20	F430215	Nut	
21	F431133	Washer	
22	F8390801	Magnet	
23	F431223	Pop Rivet	
24	F8535501	Screw	
25	F8508101	Bolt	

NOTE: If F8653610 Door Assembly (used on models through 12/31/20) needs to be replaced, use F8748901 Hinge Replacement Kit or F8749001 Hinge Replacement Kit.

Door Lock

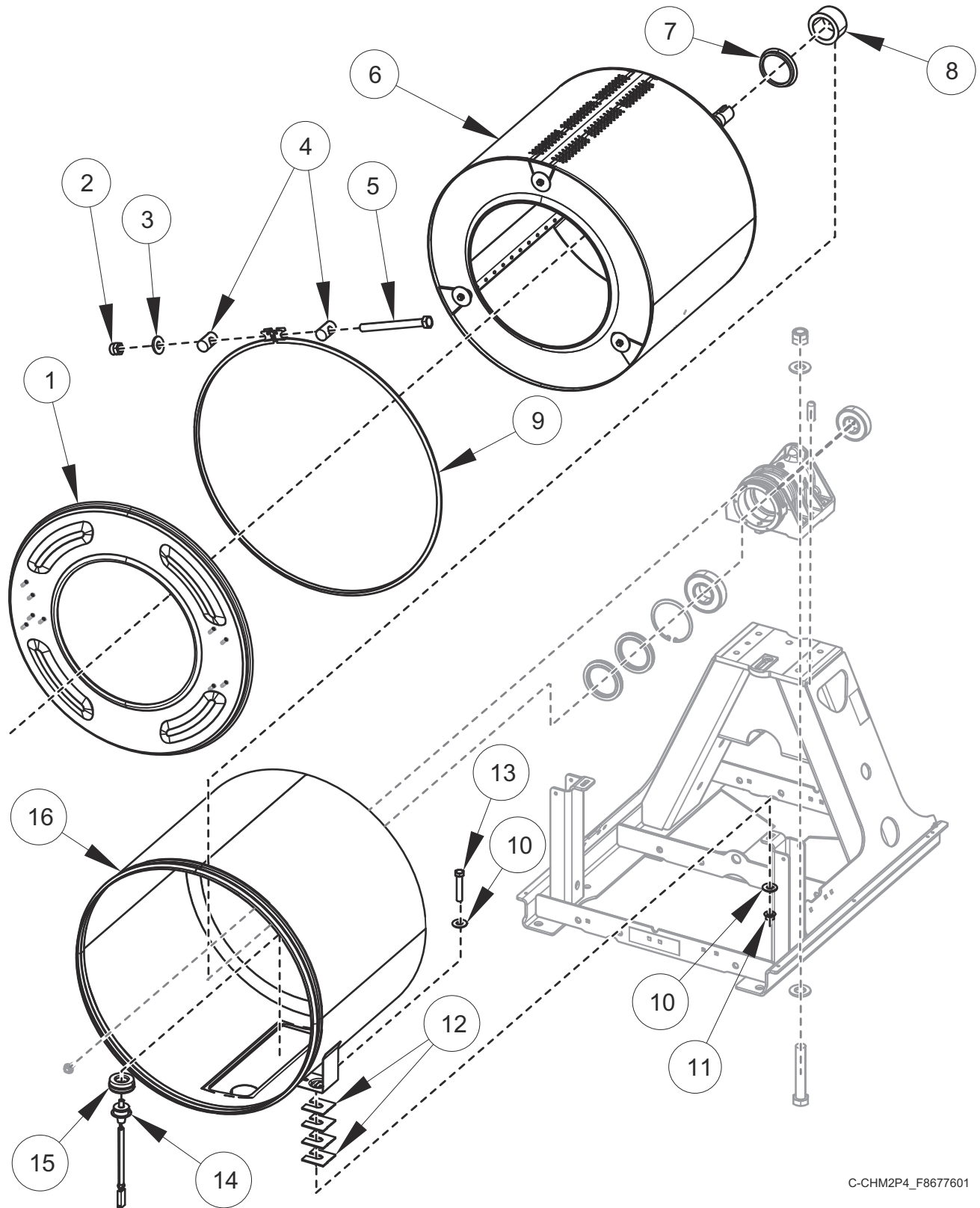


C-CHM2P18_F8677601

Door Lock

REF	PART NO.	DESCRIPTION	COMMENTS
	F8632401	Door Lock Assembly	Includes items 3, 4 and 10-16
	F8520201	Door Lock Harness	20 and 30 pound models
	F8520202	Door Lock Harness	40 and 60 pound models
	F8066804	Reed Switch Assembly	
1	F431024	Nut	
2	F8344401	Door Lock Plate Shim	
3	70030501	Expansion Clip	
4	F8223202	Door Lock Plate Assembly	
5	F8117601	Screw	
6	F8245001	Door Lock Cover	
7	F8344501	Door Lock Catch	
8	F8193101	Washer	
9	F8270701	Bolt	
10	F430232	Nut	
11	F430225	Nut	
12	F8070301	Torsion/Door Lock Spring	
13	F200203200	Door Lock Microswitch	
14	F8223401	Door Lock Switch Lever	
15	F431901	Spacer	
16	F977P3	Door Lock Solenoid Replacement Kit	

Shell Front, Basket, Shell and Frame Template - 20 and 30 Pound Models

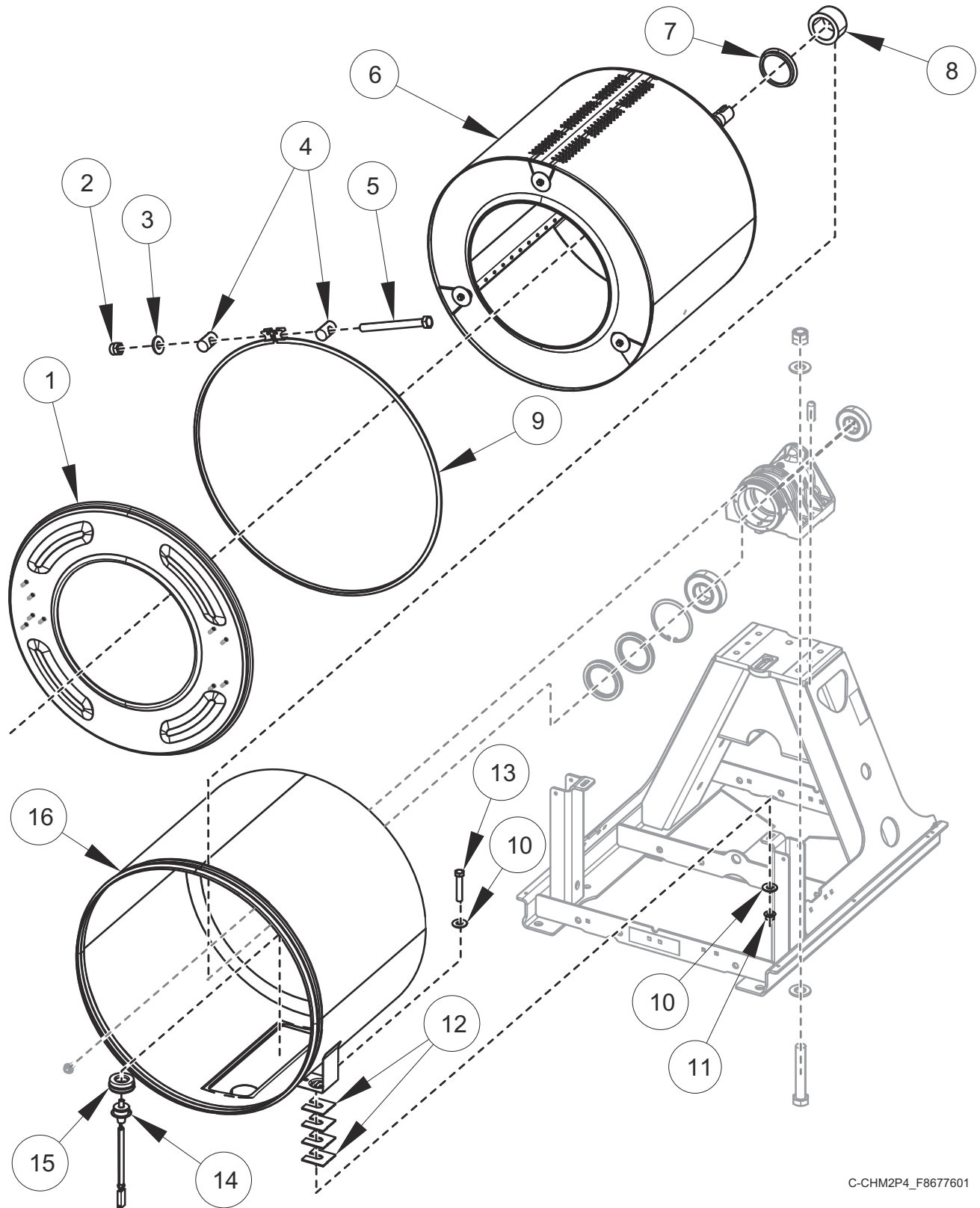


C-CHM2P4_F8677601

Shell Front, Basket, Shell and Frame Template - 20 and 30 Pound Models

REF	PART NO.	DESCRIPTION	COMMENTS
	F8598301	Harness	
	F8502301	Gasket	20 pound models; Used between shell front and clamp ring
	F8502302	Gasket	30 pound models; Used between shell front and clamp ring
1	F8653101	Shell Front	20 pound models through 12/31/20; Used with F8653810 Door Assembly
	F8653001	Shell Front	30 pound models through 12/31/20; Used with F8653710 Door Assembly
	F8229401	Shell Front Assembly	20 pound models starting 1/1/21; Used with F8617212 Door Assembly
	F8229501	Shell Front Assembly	30 pound models starting 1/1/21; Used with F8617312 Door Assembly
2	F430218	Nut	
3	M400080	Washer	
4	F8302701	Pin	
5	F8673701	Screw	
6	F8391304	Basket	20 pound models; Viton
	F8391302	Basket	20 pound models; Rain
	F8391504	Basket	30 pound models; Viton
	F8391502	Basket	30 pound models; Rain
7	F8337002	Excluder Seal	
8	F8343906P	Shaft Seal Sleeve Kit	
9	F8537801	Shell Band Kit	20 pound models; Includes items 2-5 and F8502301 Gasket
	F8537802	Shell Band Kit	30 pound models; Includes items 2-5 and F8502302 Gasket
10	M400081	Washer	
11	44087301	Nut	
12	F8402701	Washer	
13	F8621601	Screw	
14	F8538801	Thermistor	
15	2251000400	Temperature Probe Grommet	
16	F8512102	Shell	20 pound models; Electric and dual heat
	F8512101	Shell	20 pound models; Standard
	F8514002	Shell	30 pound models; Electric and dual heat
	F8514001	Shell	30 pound models; Standard

Shell Front, Basket, Shell and Frame Template - 40 and 60 Pound Models

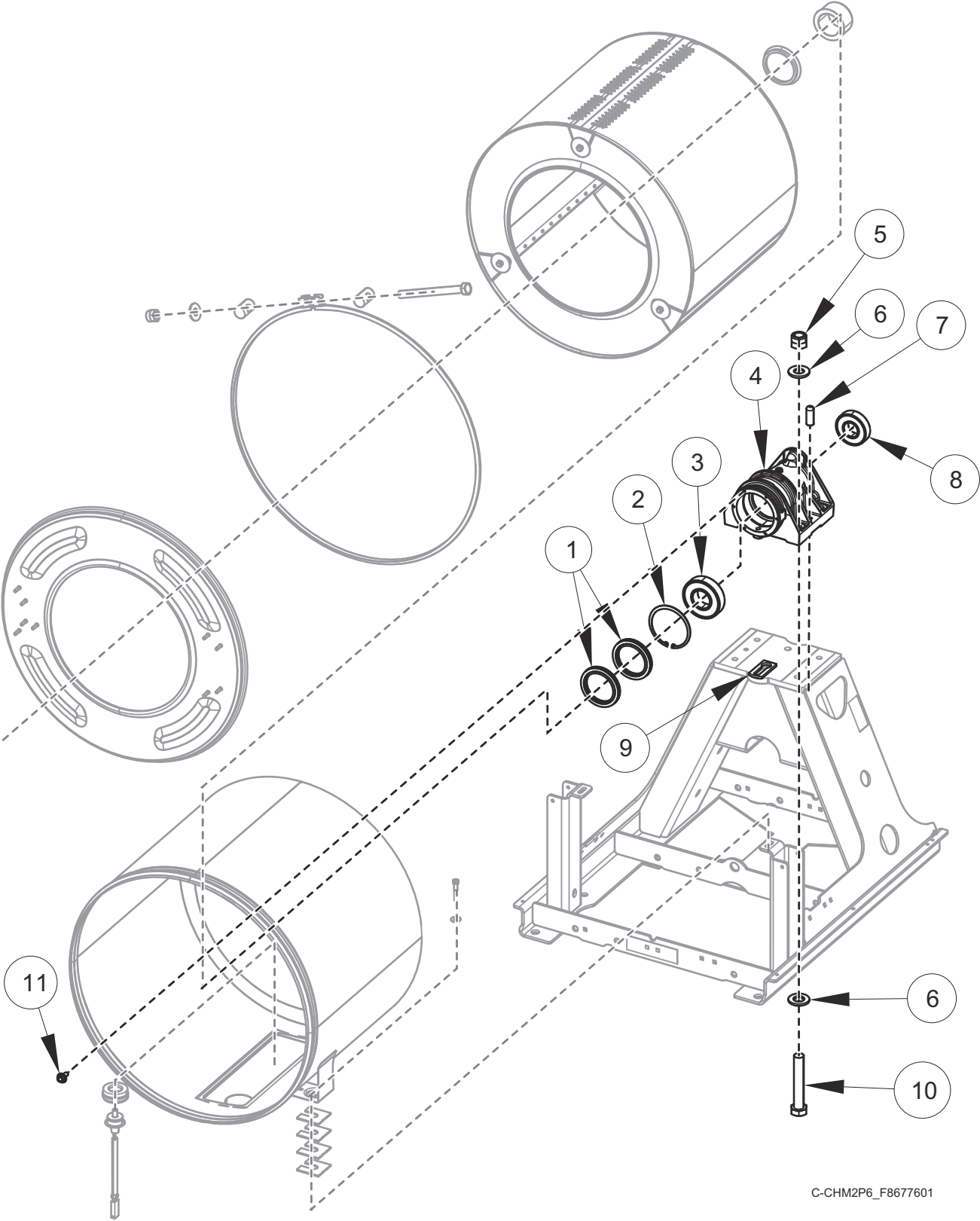


C-CHM2P4_F8677601

Shell Front, Basket, Shell and Frame Template - 40 and 60 Pound Models

REF	PART NO.	DESCRIPTION	COMMENTS
	F8598302	Harness	
	F8502303	Gasket	40 pound models; Used between shell front and clamp ring
	F8502304	Gasket	60 pound models; Used between shell front and clamp ring
1	F8652901	Shell Front	40 pound models through 12/31/20; Used with F8653610 Door Assembly
	F8652601	Shell Front	60 pound models through 12/31/20; Used with F8653610 Door Assembly
	F8229601	Shell Front Assembly	40 pound models starting 1/1/21; Used with F8617412 Door Assembly
	F8229701	Shell Front Assembly	60 pound models starting 1/1/21; Used with F8617412 Door Assembly
2	F430218	Nut	
3	M400080	Washer	
4	F8302701	Pin	
5	F8673701	Screw	
6	F8391704	Basket	40 pound models; Viton
	F8391702	Basket	40 pound models; Rain
	F8502805	Basket	60 pound models; Viton
	F8502802	Basket	60 pound models; Rain
7	F8337002	Excluder Seal	
8	F8343906P	Shaft Seal Sleeve Kit	
9	F8537803	Shell Band Kit	40 pound models; Includes items 2-5 and F8502303 Gasket
	F8537804	Shell Band Kit	60 pound models; Includes items 2-5 and F8502304 Gasket
10	M400081	Washer	
11	44087301	Nut	
12	F8402701	Washer	
13	F8621601	Screw	
14	F8538801	Thermistor	
15	2251000400	Temperature Probe Grommet	
16	F8512202	Shell	40 pound models; Electric and dual heat
	F8512202	Shell	40 pound models; Steam Heat
	F8512201	Shell	40 pound models; Standard
	F8543702	Shell	60 pound models; Electric and dual heat
	F8543702	Shell	60 pound models; Steam Heat
	F8543701	Shell	60 pound models; Standard

Bearing Housing

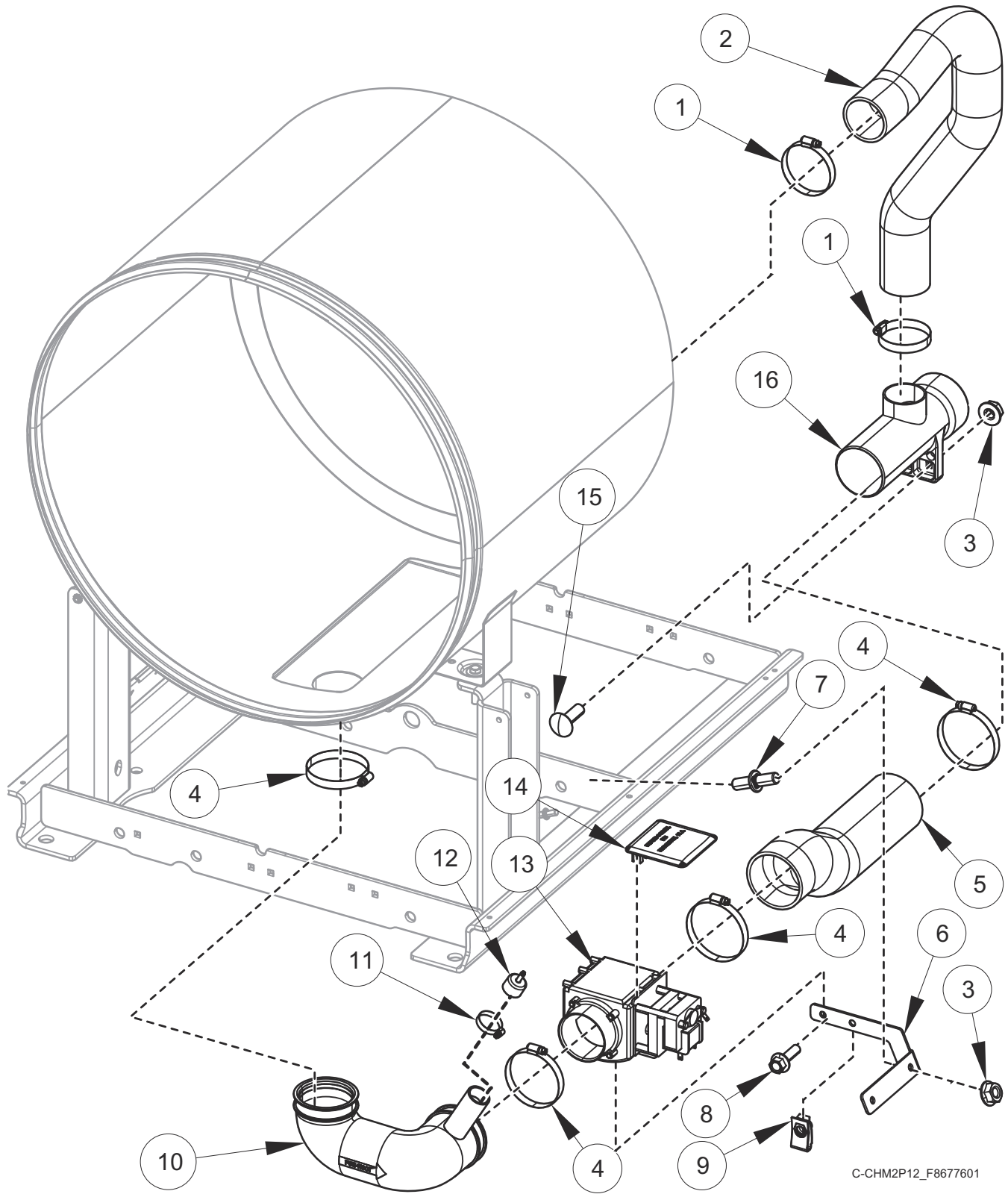


C-CHM2P6_F8677601

Bearing Housing

REF	PART NO.	DESCRIPTION	COMMENTS
	F8271601P	Bearing Housing Assembly	20 pound models; Includes items 1-4 and 8; Standard
	F8271602	Bearing Housing Assembly	20 pound models; Includes items 1-4 and 8; Viton
	F8271701P	Bearing Housing Assembly	30 pound models; Includes items 1-4 and 8; Standard
	F8271702	Bearing Housing Assembly	30 pound models; Includes items 1-4 and 8; Viton
	F8271801P	Bearing Housing Assembly	40 pound models; Includes items 1-4 and 8; Standard
	F8271802	Bearing Housing Assembly	40 pound models; Includes items 1-4 and 8; Viton
	F8271901P	Bearing Housing Assembly	60 pound models; Includes items 1-4 and 8; Standard
	F8271902	Bearing Housing Assembly	60 pound models; Includes items 1-4 and 8; Viton
1	F8203801	Triple Lip Seal	20 pound models; Standard
	F8203813	Triple Lip Seal	20 pound models; Viton
	F8203802	Triple Lip Seal	30 pound models; Standard
	F8203814	Triple Lip Seal	30 pound models; Viton
	F8203803	Triple Lip Seal	40 pound models; Standard
	F8203815	Triple Lip Seal	40 pound models; Viton
	F8203806	Triple Lip Seal	60 pound models; Standard
	F8203816	Radial Lip Seal	60 pound models; Viton
2	F8344901	Retaining Ring	20 pound models
	F8345001	Retaining Ring	30 pound models
	F8337801	Retaining Ring	40 pound models
	F8337901	Retaining Ring	60 pound models
3	F100137P	Bearing	20 and 40 pound models
	F100123P	Bearing	30 pound models
	F100135	Bearing	60 pound models
4	F8247902	Bearing Housing	20 pound models
	F8246802	Bearing Housing	30 pound models
	F8249902	Bearing Housing	40 pound models
	F8250902	Bearing Housing	60 pound models
5	F8387701	Nut	
6	F430339	Washer	
7	F8388201	Dowel Pin	
8	F100136P	Bearing	20 pound models
	F100108	Bearing	30 pound models
	F100134	Bearing	40 and 60 pound models
9	F8350302	Seal Scupper Pad	
10	F8368801	Screw	
11	F8442702	Screw	

Drain Plumbing

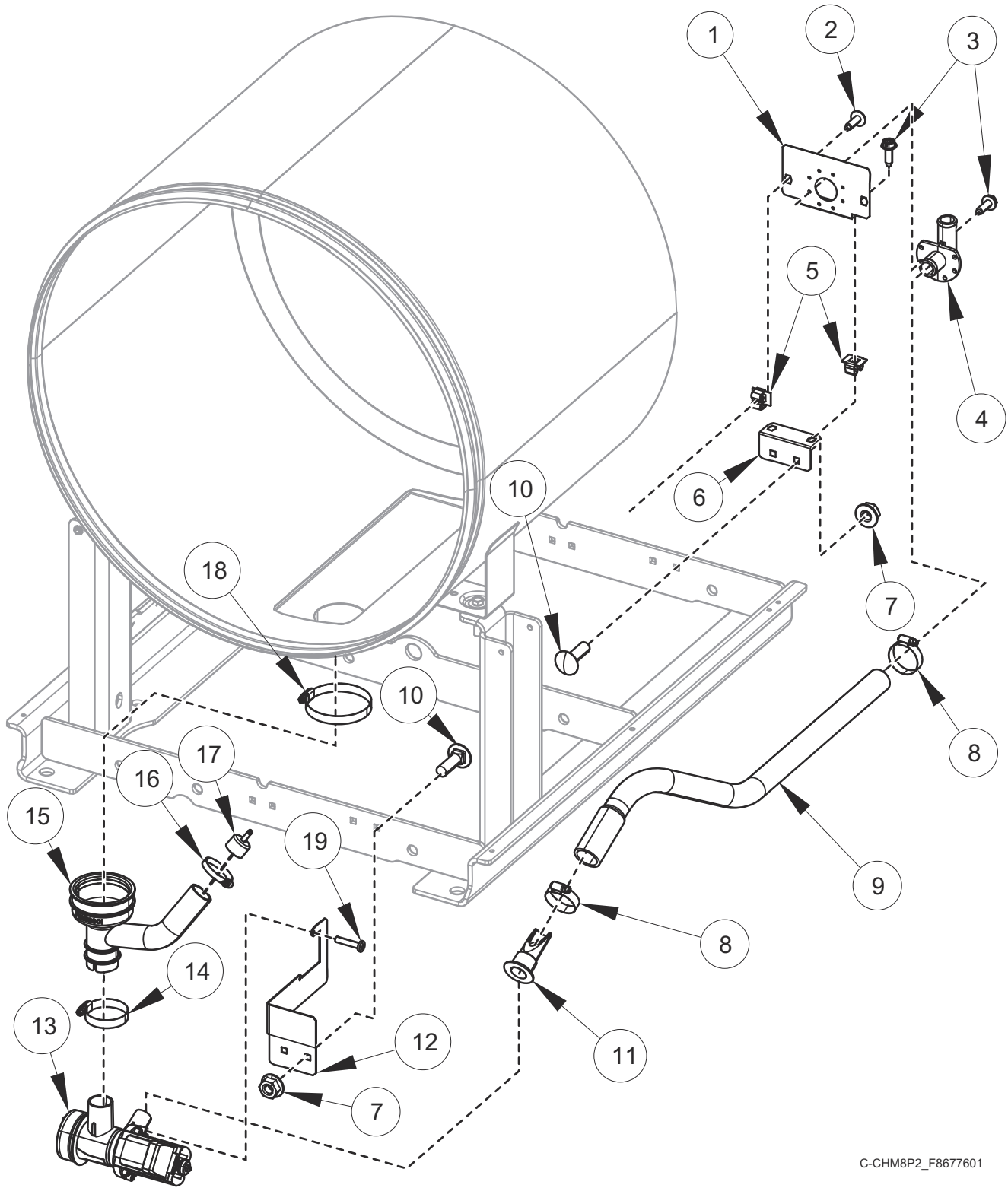


C-CHM2P12_F8677601

Drain Plumbing

REF	PART NO.	DESCRIPTION	COMMENTS
	F8520001	Drain Valve Harness	20 and 30 pound models
	F8520002	Drain Valve Harness	40 and 60 pound models
1	F200213	Hose Clamp	
2	F8522401	Overflow Hose	20 pound models
	F8521201	Overflow Hose	30 pound models
	F8522501	Overflow Hose	40 and 60 pound models
3	44087201	Nut	
4	F200201	Hose Clamp	
5	F8587301	Rear Drain Hose	20 pound models
	F8543001	Rear Drain Hose	30 pound models
	F8543201	Rear Drain Hose	40 pound models
	F8543501	Rear Drain Hose	60 pound models
6	F8587701	Drain Valve Bracket	20 pound models
	F8543101	Drain Valve Bracket	30 pound models
	F8543301	Drain Valve Bracket	40 pound models
	F8543401	Drain Valve Bracket	60 pound models
7	70334702	Stud	
8	202175	Screw	
9	70030401	Nut	
10	F8542002	Drain Hose	20 pound models
	F8541901	Drain Hose	30, 40 and 60 pound models
	F8542001	Drain Hose	40 and 60 pound models; Electric heat
11	36802	Hose Clamp	
12	F8579301	Pressure Cap	
13	F200166302	Drain Valve Kit	3 inch; 120 Volt; Left; NO
	F8406308	Drain Valve	3 inch; 120 Volt; Right; NO
	F200166402	Drain Valve Kit	3 inch; 230 Volt; Left; NO; Includes item 14
	F8577201	Drain Valve Kit	3 inch; 230 Volt; Right; NO
14	F200133600	Drain Valve Cover	
15	F8402801	Bolt	
16	F8752101	Drain Tee	

Pump Drain Plumbing - 20, 30 and 40 Pound Models

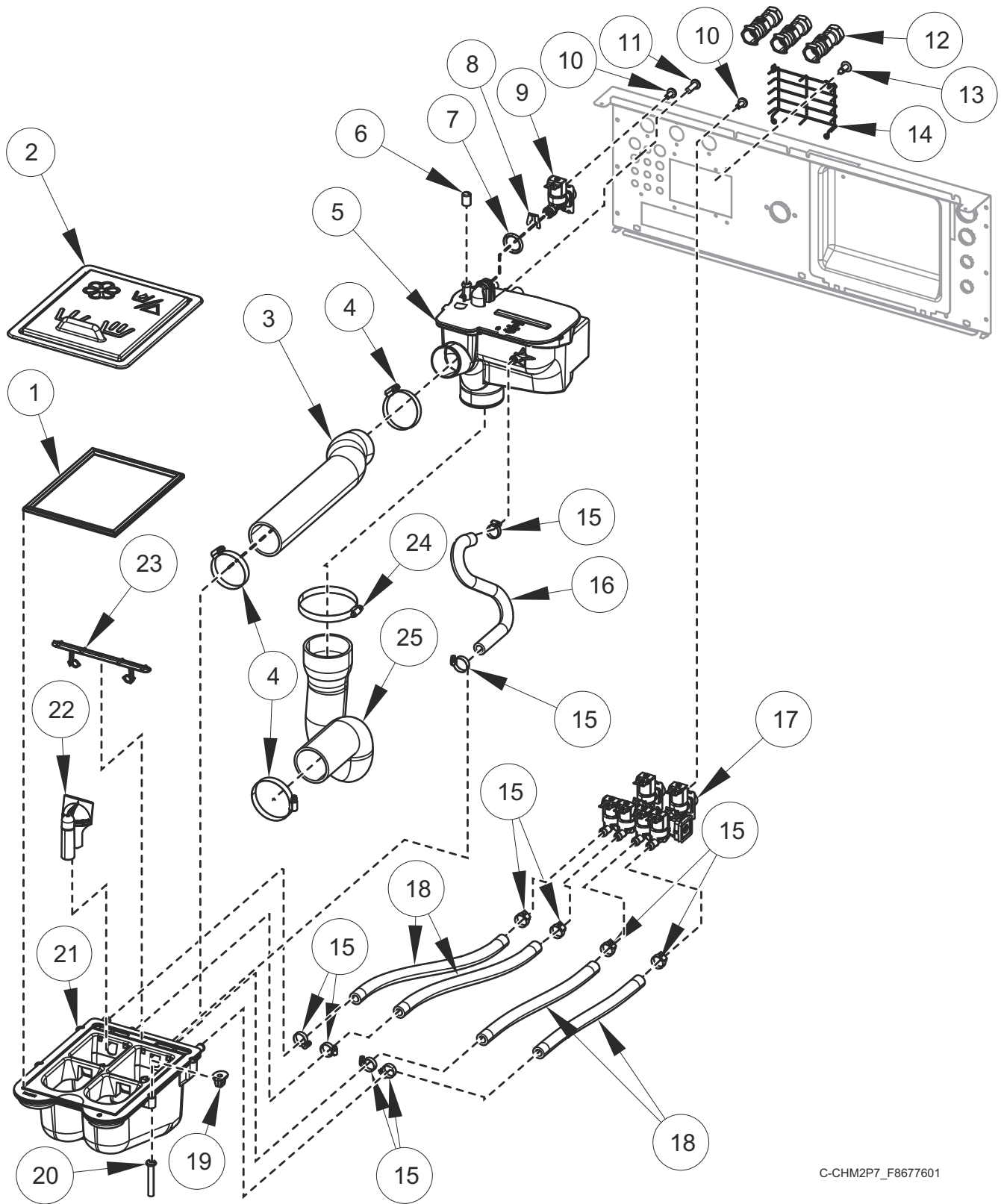


C-CHM8P2_F8677601

Pump Drain Plumbing - 20, 30 and 40 Pound Models

REF	PART NO.	DESCRIPTION	COMMENTS
	27154	Drain Hose	Hose to standpipe
	F150352	Overflow Plug	20 pound models
	F8520001	Drain Valve Harness	20 and 30 pound models
	F8520002	Drain Valve Harness	40 pound models
	F8749401	Pump Drain Conversion Kit	20 pound models with T in the 3rd position; B voltage
	F8749403	Pump Drain Conversion Kit	20 pound models with T in the 3rd position; Y voltage
	F8749404	Pump Drain Conversion Kit	30 pound models with T in the 3rd position; B voltage
	F8749406	Pump Drain Conversion Kit	30 pound models with T in the 3rd position; Y voltage
	F8749407	Pump Drain Conversion Kit	40 pound models with T in the 3rd position; B voltage
	F8749409	Pump Drain Conversion Kit	40 pound models with T in the 3rd position; Y voltage
1	F8571301	Bracket	Upper; Elbow mount
2	F8117601	Screw	
3	F8206901	Screw	
4	35766	Drain Hose Elbow	
5	70030501	Expansion Clip	
6	F8571401	Bracket	Lower; Elbow mount
7	44087201	Nut	
8	F200204	Hose Clamp	
9	F8537001	Pump Drain Rear Hose	20 pound models
	F8557001	Pump Drain Rear Hose	30 pound models
	F8557201	Pump Drain Rear Hose	40 pound models
10	F8402801	Bolt	
11	800310	Backflow Preventer	
12	F8536901	Pump Drain Bracket	20 pound models
	F8557101	Pump Drain Bracket	30 pound models
	F8557301	Pump Drain Bracket	40 pound models
13	805723	Pump Drain and Bracket Assembly	120 Volt/60 Hertz; Green
	805613	Pump Drain and Bracket Assembly	208-240 Volt/60 Hertz; Red
	804038	Pump Drain and Bracket Assembly	220-240 Volt/50 Hertz; Blue
14	F200215	Hose Clamp	
15	F8556601	Pump Drain Hose	
16	36802	Hose Clamp	
17	F8579301	Pressure Cap	
18	F200219	Hose Clamp	
19	F8658501	Screw	

Fill Plumbing - 20 Pound Models

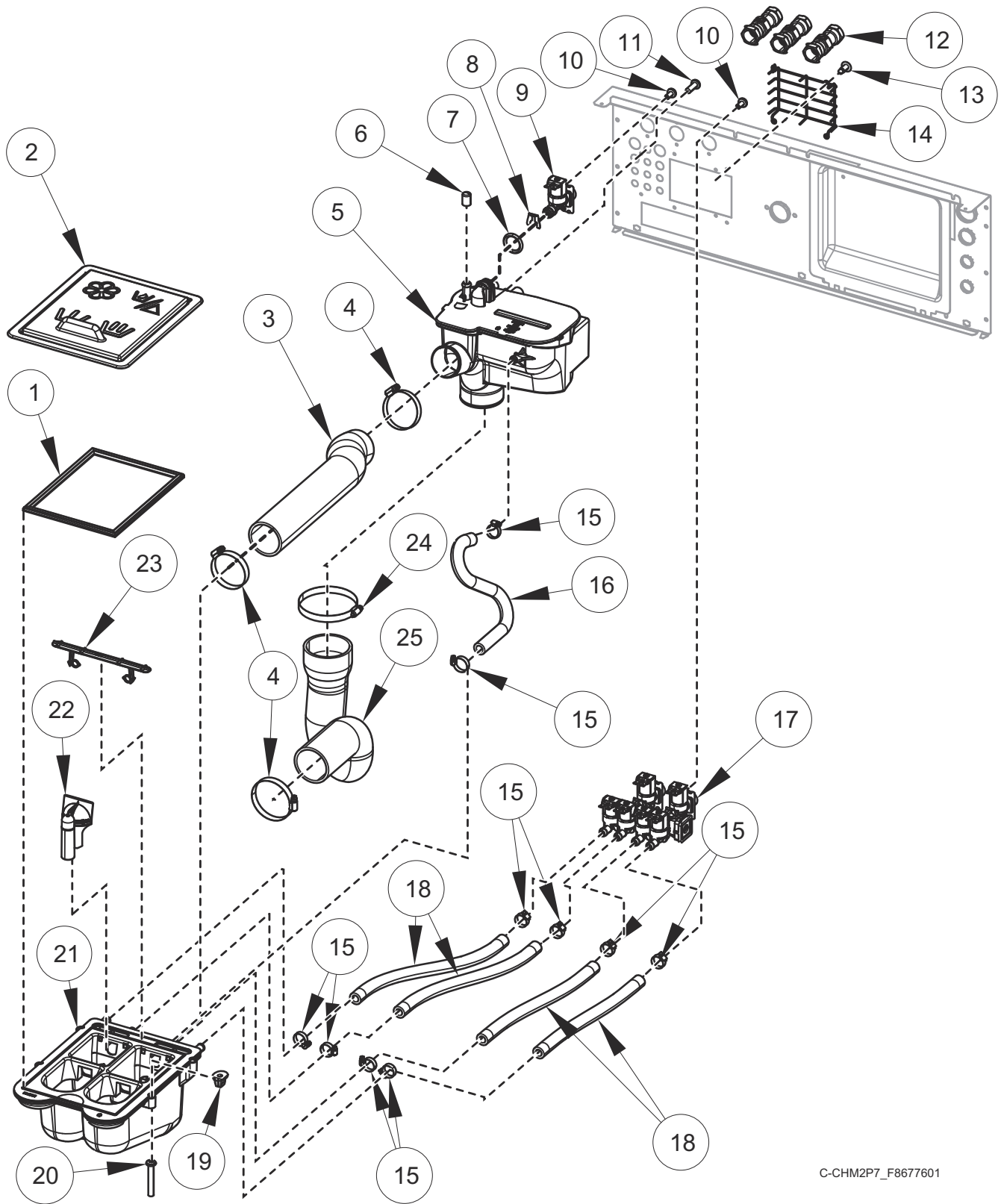


C-CHM2P7_F8677601

Fill Plumbing - 20 Pound Models

REF	PART NO.	DESCRIPTION	COMMENTS
	F8047403	Dispenser	Includes Items 21-23
	F8520101	Fill Valve Harness	
	F8665601	Water Hose Kit	Standard thread; Red (hot); Includes 20290 Washer and 803615 Washer Filter
	F8665603	Water Hose Kit	Standard thread; Blue (cold); Includes 20290 Washer and 803615 Washer Filter
	F8665602	Water Hose Kit	Metric thread; Red (hot); Includes 20290 Washer and 803615 Washer Filter
	F8665604	Water Hose Kit	Metric thread; Blue (cold); Includes 20290 Washer and 803615 Washer Filter
	F8671201	Fill Hose Kit	WRAS; Includes item 12 and F8665602 Water Hose Kit
	F8671202	Fill Hose Kit	WRAS; Includes item 12 and F8665604 Water Hose Kit
	F8671101	Fill Hose Kit	Australian watermark; Includes F8665602 Water Hose Kit and B12543901 Check Valve
	F8671102	Fill Hose Kit	Australian watermark; Includes F8665604 Water Hose Kit and B12543901 Check Valve
1	B12568601	Dispenser Gasket	
2	F8563204	Dispenser Cover	Black; Icons and text
	F8563203	Dispenser Cover	Gray; Icons and text
	F8563202	Dispenser Cover	Black; Icons
	F8563201	Dispenser Cover	Gray; Icons
3	F8529401	Supply Vacuum Hose	
4	F200213	Hose Clamp	
5	F8517503	Vacuum Breaker Assembly	With inlet and fill
	F8517502	Vacuum Breaker Assembly	With inlet
	F8517501	Vacuum Breaker Assembly	With fill
	F8517504	Vacuum Breaker Assembly	
6	F8197701	Cap	WRAS
7	F8569101	O-Ring	
8	F8566801	Clip	
9	F8565201	Valve	Standard
	F8565202	Valve	Metric
10	F8230301	Screw	
11	800548	Screw	
12	F8301201	Double Check Valve	WRAS
13	70058501	Pop Rivet	
14	F8589601	Vacuum Breaker Guard	
15	36801	Hose Clamp	
16	F8616401	Rear Vent Hose	
17	F8529701	Manifold Valve	Standard
	F8529702P	Manifold Valve	Metric
18	F8232007	Hose	
19	F0431807-00	Nut	
20	F8535601	Screw	
21	F8402801	Bolt	
22	F8047901	Siphon Cover	
23	F8047801	Access Cover	
24	F200201	Hose Clamp	
25	F8529601	P-Trap Hose	

Fill Plumbing - 30 Pound Models

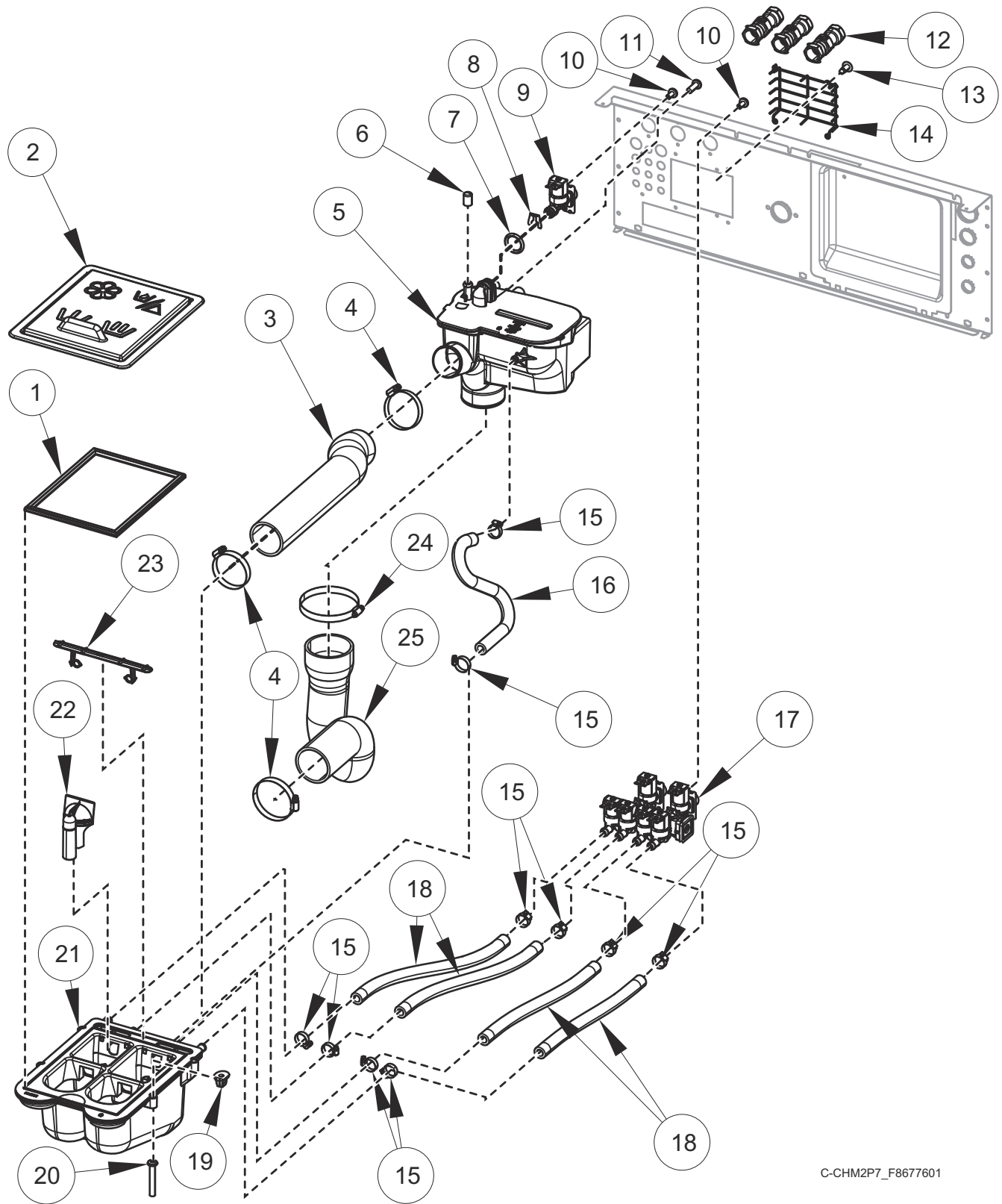


C-CHM2P7_F8677601

Fill Plumbing - 30 Pound Models

REF	PART NO.	DESCRIPTION	COMMENTS
	F8047403	Dispenser	Includes Items 21-23
	F8520101	Fill Valve Harness	
	F8665601	Water Hose Kit	Standard thread; Red (hot); Includes 20290 Washer and 803615 Washer Filter
	F8665603	Water Hose Kit	Standard thread; Blue (cold); Includes 20290 Washer and 803615 Washer Filter
	F8665602	Water Hose Kit	Metric thread; Red (hot); Includes 20290 Washer and 803615 Washer Filter
	F8665603	Water Hose Kit	Metric thread; Blue (cold); Includes 20290 Washer and 803615 Washer Filter
	F8671201	Fill Hose Kit	WRAS; Includes item 12 and F8665602 Water Hose Kit
	F8671202	Fill Hose Kit	WRAS; Includes item 12 and F8665604 Water Hose Kit
	F8671101	Fill Hose Kit	Australian watermark; Includes F8665602 Water Hose Kit and B12543901 Check Valve
	F8671102	Fill Hose Kit	Australian watermark; Includes F8665604 Water Hose Kit and B12543901 Check Valve
1	B12568601	Dispenser Gasket	
2	F8563204	Dispenser Cover	Black; Icons and text
	F8563203	Dispenser Cover	Gray; Icons and text
	F8563202	Dispenser Cover	Black; Icons
	F8563201	Dispenser Cover	Gray; Icons
3	F8529402	Supply Vacuum Hose	
4	F200213	Hose Clamp	
5	F8517503	Vacuum Breaker Assembly	With inlet and fill
	F8517502	Vacuum Breaker Assembly	With inlet
	F8517501	Vacuum Breaker Assembly	With fill
	F8517504	Vacuum Breaker Assembly	
6	F8197701	Cap	WRAS
7	F8569101	O-Ring	
8	F8566801	Clip	
9	F8565201	Valve	Standard
	F8565202	Valve	Metric
10	F8230301	Screw	
11	800548	Screw	
12	F8301201	Double Check Valve	WRAS
13	70058501	Pop Rivet	
14	F8589601	Vacuum Breaker Guard	
15	36801	Hose Clamp	
16	F8616402	Rear Vent Hose	
17	F8529701	Manifold Valve	Standard
	F8529702P	Manifold Valve	Metric
18	F8232011	Hose	
19	F0431807-00	Nut	
20	F8535601	Screw	
21	F8402801	Bolt	
22	F8047901	Siphon Cover	
23	F8047801	Access Cover	
24	F200201	Hose Clamp	
25	F8529602	P-Trap Hose	

Fill Plumbing - 40 Pound Models

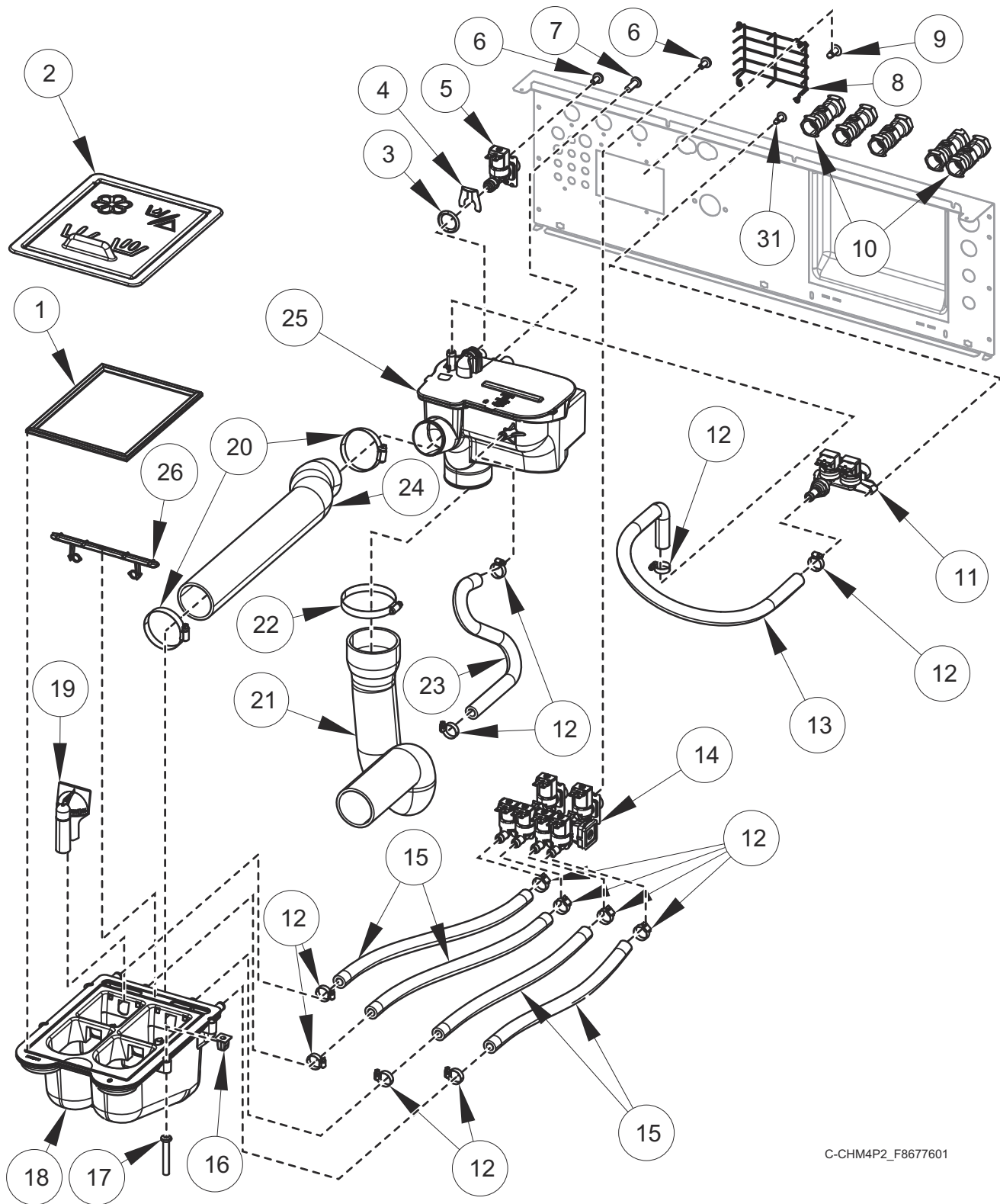


C-CHM2P7_F8677601

Fill Plumbing - 40 Pound Models

REF	PART NO.	DESCRIPTION	COMMENTS
	F8047403	Dispenser	Includes Items 21-23
	F8520101	Fill Valve Harness	
	F8665601	Water Hose Kit	Standard thread; Red (hot); Includes 20290 Washer and 803615 Washer Filter
	F8665603	Water Hose Kit	Standard thread; Blue (cold); Includes 20290 Washer and 803615 Washer Filter
	F8665602	Water Hose Kit	Metric thread; Red (hot); Includes 20290 Washer and 803615 Washer Filter
	F8665603	Water Hose Kit	Metric thread; Blue (cold); Includes 20290 Washer and 803615 Washer Filter
	F8671201	Fill Hose Kit	WRAS; Includes item 12 and F8665602 Water Hose Kit
	F8671202	Fill Hose Kit	WRAS; Includes item 12 and F8665604 Water Hose Kit
	F8671101	Fill Hose Kit	Australian watermark; Includes F8665602 Water Hose Kit and B12543901 Check Valve
	F8671102	Fill Hose Kit	Australian watermark; Includes F8665604 Water Hose Kit and B12543901 Check Valve
1	B12568601	Dispenser Gasket	
2	F8563204	Dispenser Cover	Black; Icons and text
	F8563203	Dispenser Cover	Gray; Icons and text
	F8563202	Dispenser Cover	Black; Icons
	F8563201	Dispenser Cover	Gray; Icons
3	F8529403	Supply Vacuum Hose	
4	F200213	Hose Clamp	
5	F8517503	Vacuum Breaker Assembly	With inlet and fill
	F8517502	Vacuum Breaker Assembly	With inlet
	F8517501	Vacuum Breaker Assembly	With fill
	F8517504	Vacuum Breaker Assembly	
6	F8197701	Cap	WRAS
7	F8569101	O-Ring	
8	F8566801	Clip	
9	F8565201	Valve	Standard
	F8565202	Valve	Metric
10	F8230301	Screw	
11	800548	Screw	
12	F8301201	Double Check Valve	WRAS
13	70058501	Pop Rivet	
14	F8589601	Vacuum Breaker Guard	
15	36801	Hose Clamp	
16	F8616402	Rear Vent Hose	
17	F8529701	Manifold Valve	Standard
	F8529702P	Manifold Valve	Metric
18	F8232010	Hose	
19	F0431807-00	Nut	
20	F8535601	Screw	
21	F8402801	Bolt	
22	F8047901	Siphon Cover	
23	F8047801	Access Cover	
24	F200201	Hose Clamp	
25	F8529603	P-Trap Hose	

Fill Plumbing - 60 Pound Models

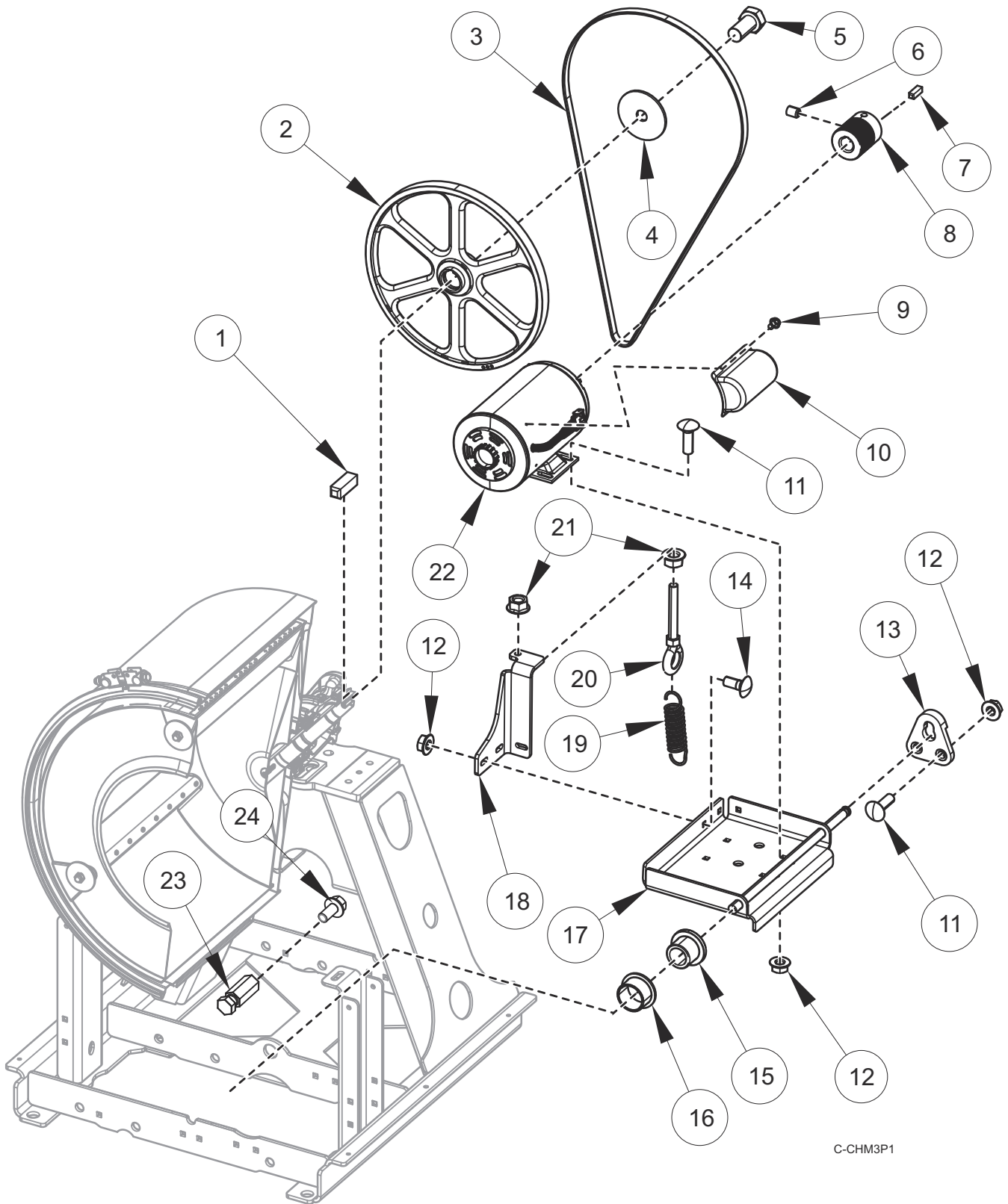


C-CHM4P2_F8677601

Fill Plumbing - 60 Pound Models

REF	PART NO.	DESCRIPTION	COMMENTS
	F8047403	Dispenser	Includes Items 18, 19 and 26
	F8520102	Fill Valve Harness	
	223/00243/00	Y-Connector	
	F8665601	Water Hose Kit	Standard thread; Red (hot); Includes 20290 Washer and 803615 Washer Filter
	F8665603	Water Hose Kit	Standard thread; Blue (cold); Includes 20290 Washer and 803615 Washer Filter
	F8665602	Water Hose Kit	Metric thread; Red (hot); Includes 20290 Washer and 803615 Washer Filter
	F8665604	Water Hose Kit	Metric thread; Blue (cold); Includes 20290 Washer and 803615 Washer Filter
	F8671201	Fill Hose Kit	WRAS; Includes item 11 and F8665602 Water Hose Kit
	F8671202	Fill Hose Kit	WRAS; Includes item 11 and F8665604 Water Hose Kit
	F8671101	Fill Hose Kit	Australian watermark; Includes F8665602 Water Hose Kit and B12543901 Check Valve
	F8671102	Fill Hose Kit	Australian watermark; Includes F8665604 Water Hose Kit and B12543901 Check Valve
	F8161201	Mixing Valve Screen	Plastic
	24122	Mixing Valve Screen	Steel mesh
1	B12568601	Dispenser Gasket	
2	F8563204	Dispenser Cover	Black; Icons
	F8563203	Dispenser Cover	Gray; Icons
	F8563202	Dispenser Cover	Black; Icons and text
	F8563201	Dispenser Cover	Gray; Icons and text
3	F8569101	O-Ring	
4	F8566801	Clip	
5	F8565201	Valve	3/4 inch; Standard
	F8565202	Valve	3/4 inch; Metric
6	F8230301	Screw	
7	800548	Screw	
8	F8589601	Vacuum Breaker Guard	
9	70058501	Pop Rivet	
10	F8301201	Double Check Valve	WRAS
11	F8434003	Mixing Valve	Standard
	F8434004	Mixing Valve	Metric
12	36801	Hose Clamp	
13	F8598501	Auxiliary Fill Hose	
14	F8529701	Manifold Valve	Standard
	F8529702P	Manifold Valve	Metric
15	F8232012	Hose	
16	F0431807-00	Nut	
17	F8535601	Screw	
18	F8437902	Dispenser Weldment	
19	F8047901	Siphon Cover	
20	F200213	Hose Clamp	
21	F8529604	P-Trap Hose	
22	F200201	Hose Clamp	
23	F8616404	Rear Vent Hose	
24	F8529404	Supply Vacuum Hose	
25	F8517503	Vacuum Breaker Assembly	With inlet and fill
	F8517502	Vacuum Breaker Assembly	With inlet; WRAS
	F8517501	Vacuum Breaker Assembly	With fill; WRAS
	F8517504	Vacuum Breaker Assembly	
26	F8047801	Access Cover	

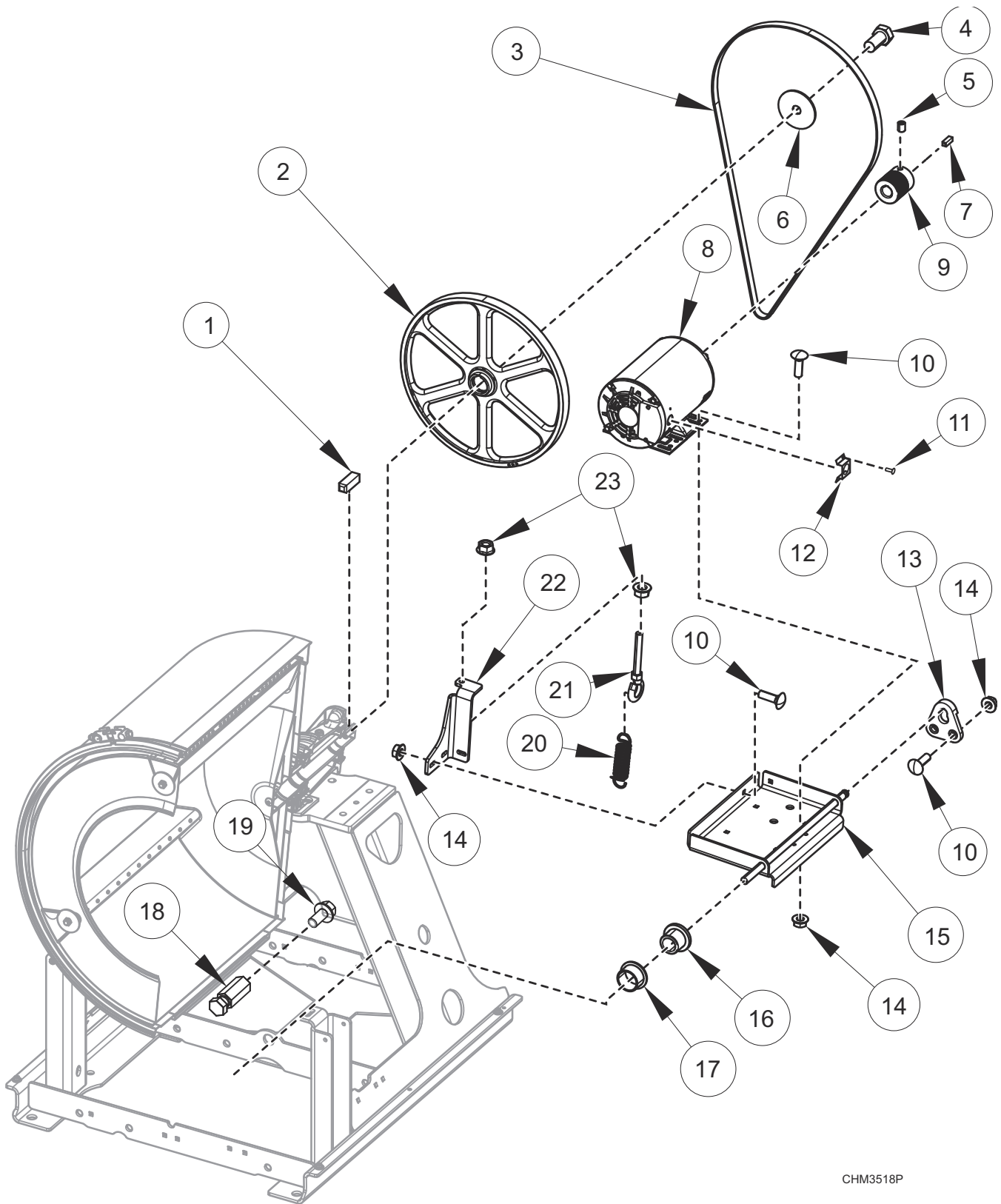
Motor, Pulley and Belt - 20 and 30 Pound Models



Motor, Pulley and Belt - 20 and 30 Pound Models

REF	PART NO.	DESCRIPTION	COMMENTS
	F8733806	Gasket	EMI 17.8 inch
	F8733801	Gasket	EMI 21 inch
	F8733802	Gasket	EMI 24 inch
	F8519001	Motor Harness	1 hp; 120-240 Volt
	F8519006	Motor Harness	1 hp; 120-240 Volt; EMI filter; Through August 2021
	F8719401	Motor Harness	1 hp; 120-240 Volt; IEC shielded; Starting September 2021
	F8519002	Motor Harness	1 hp; 380-480 Volt
	F8519007	Motor Harness	1 hp; 380-480 Volt; EMI filter; Through August 2021
	F8719402	Motor Harness	1 hp; 380-480 Volt; IEC shielded; Starting September 2021
	F8748601	Spring Stud Kit	Contains F8634701 Stud and 70126104 Screw. Used to replace F8351902 Eye Bolt and 44087201 Nut
1	F430801	Key	
2	F8511601	Basket Pulley	20 pound models
	F8511701	Basket Pulley	30 pound models
3	F8382811	Belt	20 pound models; Poly-V; 560J6
	F8382812	Belt	30 pound models; Poly-V; 690J6
4	F431115	Washer	
5	F8574001	Screw	
6	M400077	Screw	
7	H8752006H	Key	
8	F8525301	Motor Pulley	
9	23222	Screw	
10	70521901	Motor Conduit Mounting Bracket	Through August 2021
	F8732401	Motor Conduit Mounting Bracket	Starting September 2021
11	F8402801	Bolt	
12	44087201	Nut	
13	F8441101	Motor Rod Plate	
14	70062401	Bolt	
15	F8535202	Flanged Isolator	
16	F8333302	Flanged Bushing	
17	F8589001	Motor Bracket Weldment	
18	F8581201	Spring Bracket	
19	F310124	Extension Spring	
20	F8319503	Eye Bolt	
21	44087301	Nut	
22	F8509601P	Motor	1 hp; 230 Volt
	F8509701	Motor	1 hp; 460 Volt
23	F8634701	Stud	
24	70126104	Screw	

Motor, Pulley and Belt - 40 and 60 Pound Models

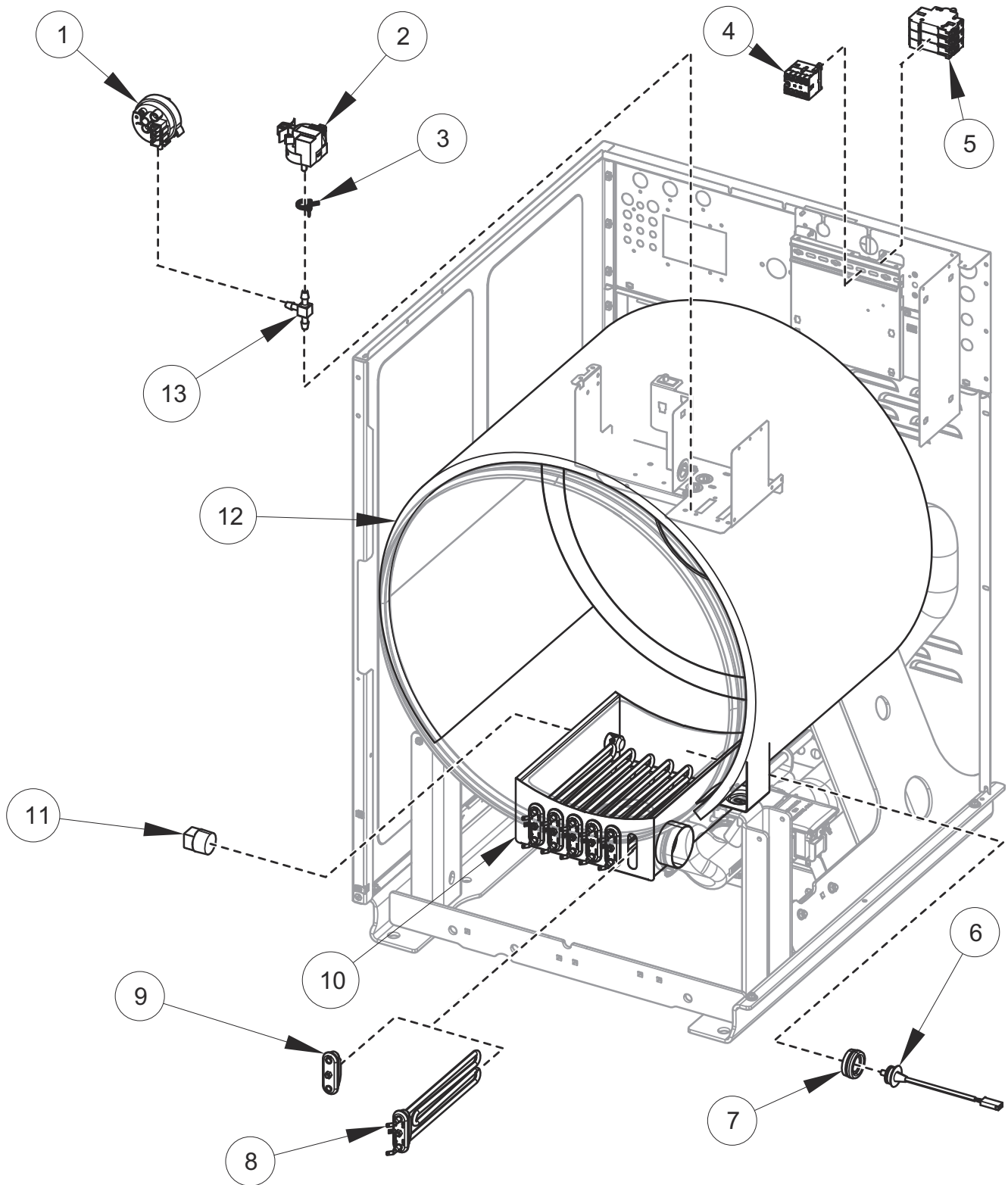


CHM3518P

Motor, Pulley and Belt - 40 and 60 Pound Models

REF	PART NO.	DESCRIPTION	COMMENTS
	F8733806	Gasket	EMI 17.8 inch
	F8733803	Gasket	EMI 25.6 inch
	F8733804	Gasket	EMI 29 inch
	F8519003	Motor Harness	2-3 hp; 240 Volt; B, Q, W, X and Y voltage
	F8519004	Motor Harness	2-3 hp; 480 Volt; N and P voltage
	F8519008	Motor Harness	B, Q, W, X and Y voltage; EMI filter; Through August 2021
	F8719403	Motor Harness	2-3 hp; B, Q, W, X and Y voltage; IEC shielded; Starting September 2021
	F8519009	Motor Harness	N and P voltage; EMI filter; Through August 2021
	F8719404	Motor Harness	2-3 hp; N and P voltage; IEC shielded; Starting September 2021
	F8748601	Spring Stud Kit	Contains F8634701 Stud and 70126104 Screw. Used to replace F8351902 Eye Bolt and 44087201 Nut
1	F430801	Key	
2	F8511701	Basket Pulley	40 pound models
	F8511801	Basket Pulley	60 pound models
3	F8382813	Belt	40 pound models; Poly-V; 717J8
	F8382818	Belt	60 pound models; Poly-V; 770J12
4	F8574001	Screw	
5	M400077	Screw	
6	F431115	Washer	
7	H8752006H	Key	
8	F8564101P	Motor	2 hp; 230/460 Volt; 40 pound models
	F8564102P	Motor	3 hp; 230/460 Volt; 60 pound models
9	F8525301	Motor Pulley	40 pound models
	F8525302	Motor Pulley	60 pound models
10	F8402801	Bolt	
11	23222	Screw	
12	F8732801	Bracket	
13	F8441101	Motor Rod Plate	
14	44087201	Nut	
15	F8589002	Motor Bracket Weldment	
16	F8535202	Flanged Isolator	
17	F8333302	Flanged Bushing	
18	F8634701	Stud	
19	70126104	Screw	
20	F310124	Extension Spring	40 pound models
	F8440701	Extension Spring	60 pound models
21	F8319503	Eye Bolt	
22	F8581201	Spring Bracket	
23	44087301	Nut	

Electric Heating

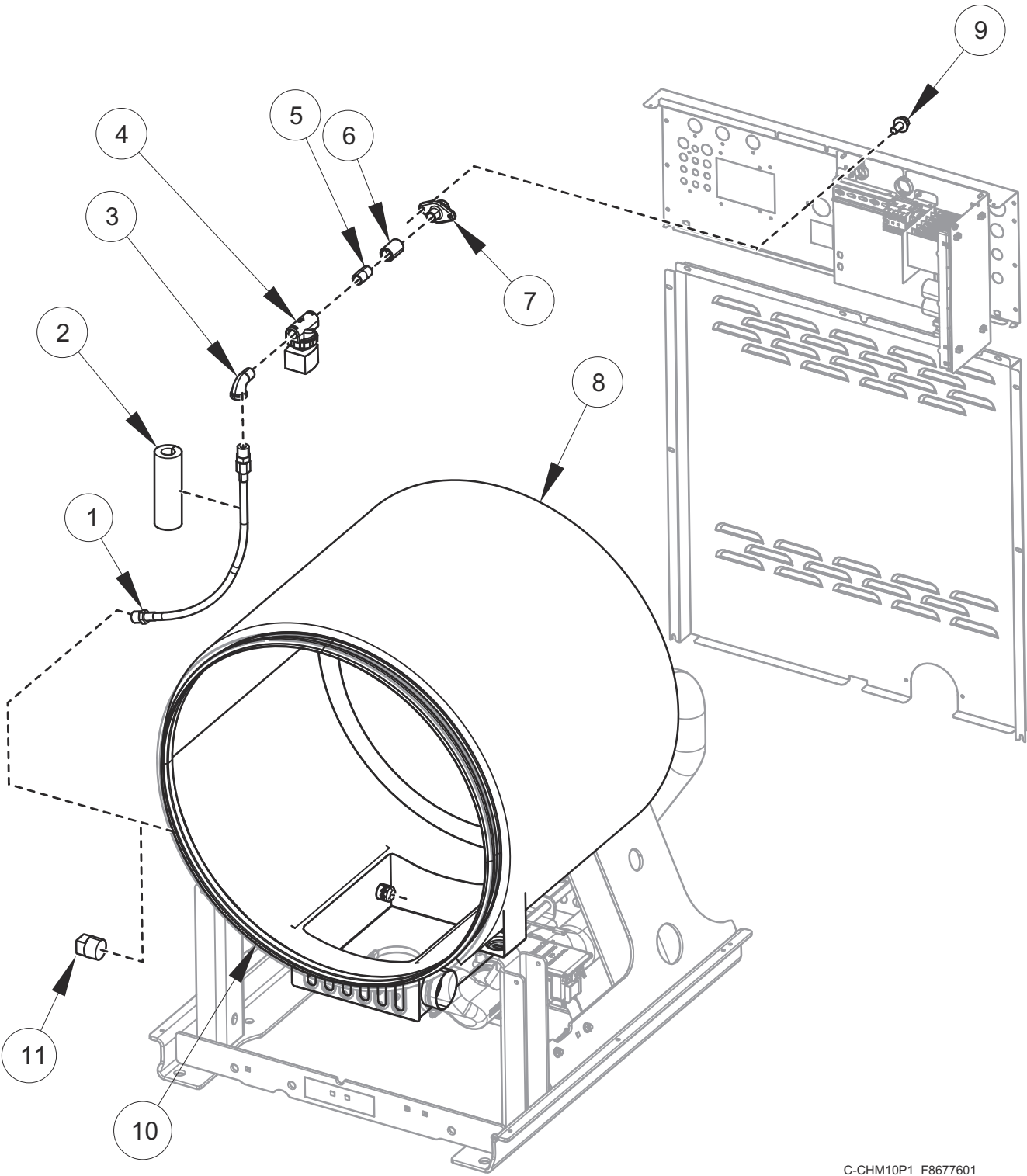


C-CHM8P6_F8677601

Electric Heating

REF	PART NO.	DESCRIPTION	COMMENTS
	F8584801	Electric Heat Element Harness	3 element ground
	F8584802	Electric Heat Element Harness	6 element ground
	F8619101	Power Harness	
	F8564001	Harness	Heater; 20 and 30 pound models; N and P Voltage
	F8564002	Harness	Heater; 20 and 30 pound models; Q Voltage
	F8564003	Harness	Heater; 40 and 60 pound models; N, P and Q Voltage
	F8598301	Harness	Thermistor; 20 and 30 pound models
	F8598302	Harness	Thermistor; 40 and 60 pound models
	F8568901	Jumper	40 and 60 pound models with N voltage
	F8569001	Jumper	40 and 60 pound models with P voltage; 20 and 30 pound models with N and P voltage
1	F8404401	Water Pressure Switch	
2	F8623401	Pressure Sensor	
3	39282	Hose Clamp	
4	70482601	Contactora	
5	70488101	Circuit Breaker	
6	F8538801	Thermistor	
7	2251000400	Temperature Probe Grommet	
8	F8568401	Heating Element	2600W; 240 Volt
	F8568402	Heating Element	3400W; 277 Volt
	F8568301	Heating Element	4200W; 230 Volt
9	F360202	Heating Element Plug	
10	F8512102	Shell	20 pound models
	F8514002	Shell	30 pound models
	F8512202	Shell	40 pound models
	F8543702	Shell	60 pound models
11	F420408	Plug	20, 30 and 40 pound models
	F420409	Plug	60 pound models
12	F8209101	Insulation	20 pound models
	F8209102	Insulation	30 pound models
	F8209103	Insulation	40 pound models
	F8209104	Insulation	60 pound models
13	203464	Barbed Tee	

Steam Heating - 40 and 60 Pound Models

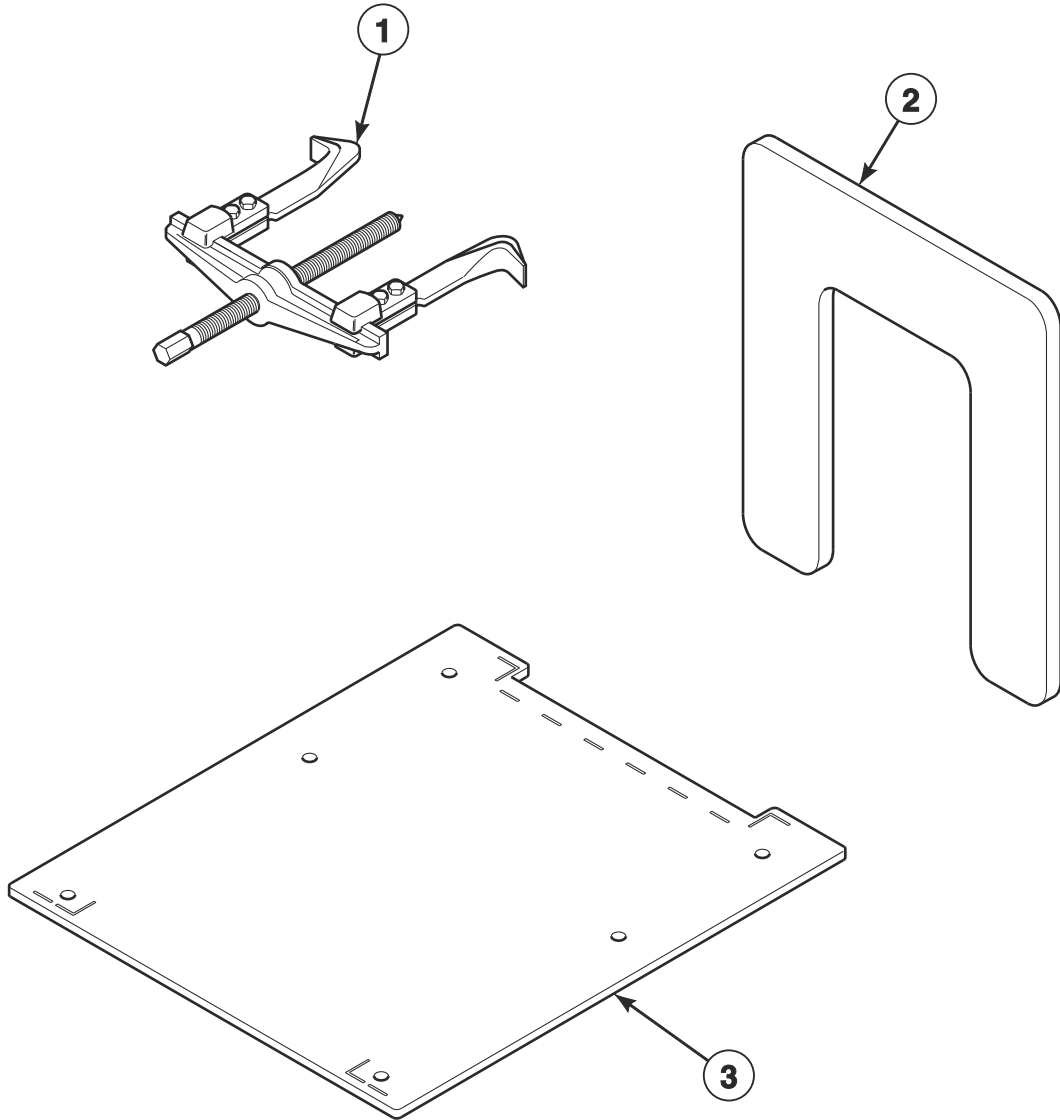


C-CHM10P1_F8677601

Steam Heating - 40 and 60 Pound Models

REF	PART NO.	DESCRIPTION	COMMENTS
	F8662602	Steam Kit	40 pound models; Includes Items 1-8, 10, 901403 Nipple, 7021401 Nipple, F270307 Steam Filter, F8520704 Harness, insulation and labels
	F8662601	Steam Kit	60 pound models; Includes Items 1-8, 10, 901403 Nipple, 7021401 Nipple, F270307 Steam Filter, F8520704 Harness, insulation and labels
	F270307	Steam Filter	1/2 inch
	F270308	Steam Filter	3/4 inch
	F8520704	Harness	Steam Valve
	F410300	Pipe Insulation	36 inches
1	F200153P	Steam Hose	40 pound models
	F200197	Steam Hose	60 pound models
2	F8233702	Insulation	6 inches
	F8233704	Insulation	12 inches; 60 pound models
	F8233708	Pipe Insulation	20 inches; 60 pound models
3	H86070034	Street Elbow	
4	F8322805	Valve	
	F8515001	Coil	
5	70435601	Pipe Nipple	
6	F8116301	Coupling	
7	F8362701	Coupling	
8	F8209103	Insulation	40 pound models
	F8209104	Insulation	60 pound models
9	70321501	Screw	
10	F8512202	Shell	40 pound models
	F8543702	Shell	60 pound models
11	F420408	Plug	40 pound models
	F420409	Plug	60 pound models

Special Tools and Kits



CHM3486P_F8677601

Special Tools and Kits

REF	PART NO.	DESCRIPTION	COMMENTS
	F8673201	Central Pay Kit	20, 30 and 40 pound models; Includes item 13, 204094 Central Pay Assembly, 202758 Transformer, F140938 Snap Bushing, hardware and harnesses
	F8673203	Central Pay Kit	20, 30 and 40 pound models; Includes item 13, 204094 Central Pay Assembly, F140938 Snap Bushing, hardware and harnesses
	F8673202	Central Pay Kit	60 pound models; Includes item 13, 204094 Central Pay Assembly, 202758 Transformer, F140938 Snap Bushing, hardware and harnesses
	F8673204	Central Pay Kit	60 pound models; Includes item 13, 204094 Central Pay Assembly, F140938 Snap Bushing, hardware and harnesses
	1111P	Concrete Kit	5/8 inch
	389P4	Basket Tool Kit	Purchase; Requires item 1
	390P4-1	Basket Rental Tool Kit	Purchase; Requires item 1
	203346	USB IR Interface Kit	
	203440	USB-Serial Interface Assembly	
	NK330	USB Gateway Kit	Wireless
	204689	Wireless Network Kit	
	F8662901	Central Pay Interface Kit	Central pay models with B voltage; Includes 204094 Central Pay Assembly, 202757 Transformer, F140938 Bushing, labels, hardware and harnesses
	F8662902	Central Pay Interface Kit	Central pay models with N, P, Q, W, X and Y voltage; Includes 204094 Central Pay Assembly, 202758 Transformer, F140938 Bushing, labels, hardware and harnesses
	NK320	Ethernet Gateway Kit	Wireless
	F8667801	USB Cable	
	204454	Ferrite	SCK models
	204145P	Gateway	
	205391P	Gateway	
1	F460129P	Basket Puller Tool	
2	F8608502P	Basket Pulley Puller Tool	Use with item 1
3	F8433301	Frame Template	20 pound models
	F8433401	Frame Template	30 pound models
	F8433501	Frame Template	40 pound models
	F8433601	Frame Template	60 pound models

Parts Index

A

Access Cover	
F8047801	73, 75, 77, 79
Access Panel	
F8524001	45, 47
F8524101	45, 47
F8524201	45, 47
F8553901	45, 47
Access Panel Retaining Spacer	
F8609701	45, 47
Accessory Plate Assembly	
F8574202	23
F8574203	23
F8574205	23
F8734601	15
App Pay Overlay Kit	
44374701	11, 13, 15, 49
Auxiliary Fill Hose	
F8598501	79

B

Backflow Preventer	
800310	71
Barbed Tee	
203464	11, 13, 15, 85
Basket	
F8391302	63
F8391304	63
F8391502	63
F8391504	63
F8391702	65
F8391704	65
F8502802	65
F8502805	65
Basket Puller Tool	
F460129P	89
Basket Pulley	
F8511601	81
F8511701	81, 83
F8511801	83
Basket Pulley Puller Tool	
F8608502P	89
Basket Rental Tool Kit	
390P4-1	89
Basket Tool Kit	
389P4	89
Bearing	
F100108	67
F100123P	67
F100134	67
F100135	67
F100136P	67
F100137P	67
Bearing Housing	
F8246802	67
F8247902	67
F8249902	67
F8250902	67

Bearing Housing Assembly	
F8271601P	67
F8271602	67
F8271701P	67
F8271702	67
F8271801P	67
F8271802	67
F8271901P	67
F8271902	67
Belt	
F8382811	81
F8382812	81
F8382813	83
F8382818	83
Bolt	
F8270701	61
F8402801	53, 69, 71, 81, 83
F8437902	73, 75, 77
F8508101	55, 57, 59
70062401	81
Bracket	
F8571301	71
F8571401	71
F8665701	49
F8732801	83
Bushing	
70346501	27, 29, 31, 33, 35, 37, 49

C

Cabinet Brace	
F8527301	51
F8527401	51
F8527501	51
F8553201	51
Cable	
F8521301	51
Cap	
F8197701	73, 75, 77
Card Reader Plate	
F8574204	13
Central Pay Interface Kit	
F8662901	89
F8662902	89
Central Pay Kit	
F8673201	89
F8673202	89
F8673203	89
F8673204	89
Chemical Injection Control	
F8497401	39
804528	41
Circuit Breaker	
70488101	31, 33, 35, 37, 85
Clamp Ring Assembly	
F8537804	65
Clip	
F8566801	73, 75, 77, 79
Coil	
F8515001	87

N/A items do not appear in index.

Coin Drawer Assembly	
F8182001	25
Coin Drop Assembly	
F8672701	19
F8672702	21
F8672703	19
F8672704	21
F8672705	21
F8672706	21
F8672707	21
F8672708	21
F8672709	19
F8672710	19
F8672711	19
F8672712	19
F8672713	19
F8672714	19
F8672715	19
F8672716	21
F8672717	21
F8672718	19
F8672719	19
F8672720	21
F8672721	21
F8672722	21
Coin Identification Paper	
38725	19, 21, 23
Coin Vault Assembly	
F8529101	11
Coin Vault Bypass Harness	
F8519702	13, 15
Coin Vault Harness	
F8519701	11
Concrete Kit	
1111P	89
Connector	
F8555401	39
F8555402	39
F8555403	39
F8555404	39
F8555405	39
F8555406	13, 15
70493102	41
Contactora	
F330188P	85
70482601	27, 29, 31, 33, 35, 37
70482701	27, 29, 31, 33, 35, 37
Contactora Tray	
F8530901	27, 29, 31, 33, 35, 37
Control Assembly	
F8746101	11, 13, 15
Control Panel Assembly	
F8631901	49
F8631903	49
F8631905	49
F8631907	49
Control Tray	
F8530701	17
Coupling	
F8116301	87
F8362701	87

D

Danger Label	
F8614501	9
Decal	
F8687701	47
DIN Rail	
B12315401	31, 33, 35, 37
M412689	27, 29, 31, 33, 35, 37
Dispenser	
F8047403	73, 75, 77, 79
Dispenser Bracket	
F8525701	51
Dispenser Cover	
F8563201	73, 75, 77, 79
F8563202	73, 75, 77, 79
F8563203	73, 75, 77, 79
F8563204	73, 75, 77, 79
Dispenser Gasket	
B12568601	73, 75, 77, 79
Dispenser Weldment	
F8437902	79
Door	
F8507501P	55
F8507701	59
F8752601	57
Door Assembly	
F8617212	55
F8617312	57
F8617412	59
Door Bezel	
F8658701	45, 47
F8658801	45, 47
F8658901	45, 47
F8659101	45, 47
Door Catch Assembly	
D510177	49
Door Gasket	
F20000202	55
F8111502	59
F8111602	57
Door Glass	
F8485301P	57
F8485401P	59
Door Glass Kit	
F290205P	55
Door Glass Trim	
F8583201	55
F8583202	57
F8583203	59
Door Handle	
F8624603	55, 57, 59
Door Handle Spacer	
F8567501	57, 59
Door Handle Spacer Kit	
F8567501	55
Door Hinge	
F190216P	55, 57, 59
Door Hinge Shim Kit	
F200131000P	55, 57, 59
Door Latch Arm Assembly	
F8221403	55, 57, 59
Door Lock Assembly	
F8632401	61

N/A items do not appear in index.

Door Lock Catch F8344501	61
Door Lock Cover F8245001	61
Door Lock Harness F8520201	61
F8520202	61
Door Lock Microswitch F200203200	61
Door Lock Plate Assembly F8223202	61
Door Lock Plate Shim F83344401	61
Door Lock Solenoid Replacement Kit F977P3	61
Door Lock Switch Lever F8223401	61
Door Mount F150271	55, 57, 59
Double Check Valve F8301201	73, 75, 77, 79
Dowel Pin F8388201	67
Drain Hose F8541901	69
F8542001	69
F8542002	69
27154	71
Drain Hose Elbow 35766	71
Drain Tee F8752101	69
Drain Valve F8406308	69
Drain Valve Bracket F8543101	69
F8543301	69
F8543401	69
F8587701	69
Drain Valve Cover F200133600	69
Drain Valve Harness F8520001	69, 71
F8520002	69, 71
Drain Valve Kit F200166302	69
F200166402	69
F8577201	69
Drive Assembly F8495401P	43
F8496001	43
F8496301P	43
F8496901	43
Drive Communication Harness F8519201	43
F8519202	43
F8519203	43
F8519204	43
Drive Mounting Bracket F8322401	43
Drive Panel Base Assembly F8567001	27, 29, 31, 33
F8567002	31, 33
F8567003	35, 37
F8567004	35, 37

Drive Power Harness F8518601	43
F8518602	43
F8518603	43
Drive Shield F8616901	27, 29, 31, 33, 35, 37
Drive Terminal Tray F8530801	27, 29, 31, 33
F8530803	35, 37

E

Electric Heat Element Harness F8584801	85
F8584802	85
Electronic Coin Drop Assembly F8672601	23
F8672602	23
F8672603	23
F8672604	23
F8672605	23
F8672606	23
F8672607	23
F8672608	23
F8672609	23
F8672610	23
F8672611	23
F8672612	23
F8672613	23
F8672614	23
F8672615	23
Emergency Stop Bypass Harness F8519403	13, 15
F8549403	11
EMI Filter F8591601	27, 31
F8591801	29, 33, 35
F8637501	29, 33, 37
End Stop F8449801	27, 29, 31, 33, 35, 37
Ethernet Gateway Kit NK320	89
Excluder Seal F8337002	63, 65
Expansion Clip 70030501	11, 13, 15, 17, 27, 29, 31, 33, 35, 37, 39, 43, 45, 47, 49, 51, 53, 61, 71
Extension Spring F310124	81, 83
F8440701	83
External Supply Kit F8662501	41
F8662502	41
F8662503	41
F8662504	41
F8662505	41
F8662506	41
F8662507	41
F8662508	41
F8662509	39
F8662510	39
F8662511	39
F8662512	39
Eye Bolt F8319503	81, 83

N/A items do not appear in index.

F

Ferrite	
204454	89
Fill Hose Kit	
F8671101	73, 75, 77, 79
F8671102	73, 75, 77, 79
F8671201	73, 75, 77, 79
F8671202	73, 75, 77, 79
Fill Valve Harness	
F8520101	73, 75, 77
F8520102	79
Filter Kit	
F8662801	27
F8662802	31
F8662803	29
F8662804	33, 35
F8662805	29
F8662806	33, 37
F8662809	29
F8662810	29
F8662811	33, 35
F8662812	33, 37
Flanged Bushing	
F8333302	81, 83
Flanged Isolator	
F8535202	81, 83
Fob Communication Harness	
F8719302	15
Fob Reader Control Assembly	
205135	15
Frame Template	
F8433301	89
F8433401	89
F8433501	89
F8433601	89
Front Panel	
F8666201	45
F8666202	45
F8666204	45
F8666301	45
F8666302	45
F8666304	45
F8666401	45
F8666402	45
F8666404	45
F8666501	45
F8666502	45
F8666504	45
F8698201	45
F8698202	45
F8698204	45
F8698301	45
F8698304	45
F8698401	45
F8698402	45
F8698404	45
F8698501	45
F8698502	45
F8698504	45
F8718601	47
F8718602	47
F8718604	47
F8718605	47
F8718606	47
F8718608	47

F8718609	47
F8718610	47
F8718612	47
F8718613	47
F8718614	47
F8718616	47
F8718617	47
F8718618	47
F8718620	47
F8718621	47
F8718622	47
F8718624	47
F8718625	47
F8718626	47
F8718628	47
F8718629	47
F8718630	47
F8718632	47

Front Tray Assembly

F8531001	11
F8531002	13, 15
F8567301	11
F8567302	11
F8567303	11
F8567304	11
F8567305	11
F8567306	11
F8567307	13, 15
F8567308	13, 15
F8567309	13, 15
F8567310	13, 15
F8567311	13, 15
F8567312	13, 15

G**Gasket**

F8542601	51
F8733801	81
F8733802	81
F8733803	83
F8733804	83
F8733806	81, 83

Gateway

204145P	89
205391P	89

Ground Lug Connector

M411283	27, 29, 31, 33, 35, 37
---------------	------------------------

H**Harness**

F8518401	29, 33, 35
F8518402	27, 29
F8518403	33, 35
F8518404	27, 29, 35
F8518405	27, 31
F8518501	27, 29, 33, 37
F8518502	29
F8518503	33, 37
F8518504	29, 33
F8518604	31
F8518605	29, 33, 37, 43
F8518606	29, 33, 37, 43
F8518607	35

F8519301	11, 13, 15
F8519501	11, 15
F8519502	11, 13, 15
F8519601	13, 15
F8520601	41
F8520602	41
F8520704	87
F8528001	29, 31, 33, 35, 37
F8528002	29
F8528003	31, 33, 35, 37
F8528004	27, 31
F8528005	29, 33, 35, 37
F8528006	27, 31
F8528203	41
F8528204	41
F8528205	39
F8528206	39
F8564001	85
F8564002	85
F8564003	85
F8581301	39
F8598301	63, 85
F8598302	65, 85
F8619102	27, 29, 31, 33, 35, 37
F8663001	11
F8663002	11
Harness Support Bracket	
F8744301	27, 29, 31, 33, 35, 37
Heating Element	
F8568301	85
F8568401	85
F8568402	85
Heating Element Plug	
F360202	85
Hinge Replacement Kit	
F8748701	55
F8748801	57
F8748901	59
F8749001	59
Hole Plug	
F8223801	51
Hose	
F8232007	73
F8232010	77
F8232011	75
F8232012	79
Hose Clamp	
F200201	69, 73, 75, 77, 79
F200204	71
F200213	69, 73, 75, 77, 79
F200215	71
F200219	71
36801	73, 75, 77, 79
36802	69, 71
39282	11, 13, 15, 85
Hot Surface Warning Label	
F8609001	9
F8614301	9

I	
Input and Output Control Assembly	
F8494101P	17
Insulation	
F8209101	85
F8209102	85

F8209103	85, 87
F8209104	85, 87
F8233702	87
F8233704	87
Insulator	
M413862	27, 29, 31, 33, 35, 37

J

Jumper	
F8568901	85
F8569001	85
F8583501	31, 33, 35, 37

K

Key	
F160420	25
F430801	81, 83
H8752006H	81, 83
70155603	51

L

Label	
D516100	27, 29, 31, 33, 35, 37
F8601301	9
F8602401	9
F8609401	9
F8611301	9, 51
F8611401	9, 51
F8614801	9
203853	9
44286801	27, 31
44286803	29, 33, 37

M

Machine ID Control Assembly	
203361P	11, 13, 15
Magnet	
F8390801	55, 57, 59
Male Tab Terminal	
00621SG	27, 29, 31, 33, 35, 37
Manifold Valve	
F8529701	73, 75, 77, 79
F8529702P	73, 75, 77, 79
Mixing Valve	
F8434003	79
F8434004	79
Mixing Valve Screen	
F8161201	79
24122	79
Motor	
F8509601P	81
F8509701	81
F8564101P	83
F8564102P	83
Motor Bracket Weldment	
F8589001	81
F8589002	83

N/A items do not appear in index.

Motor Conduit Mounting Bracket	
F8732401	81
F0521901	81
Motor Harness	
F8519001	81
F8519002	81
F8519003	83
F8519004	83
F8519006	81
F8519007	81
F8519008	83
F8519009	83
F8719401	81
F8719402	81
F8719403	83
F8719404	83
Motor Pulley	
F8525301	81, 83
F8525302	83
Motor Rod Plate	
F8441101	81, 83

N

Nameplate	
F8664901	45
F8688801	45
Nut	
C001236	55, 57, 59
F0431807-00	73, 75, 77, 79
F430215	19, 21, 23, 55, 57, 59
F430218	63, 65
F430225	61
F430232	55, 57, 59, 61
F431024	61
F431041	55, 57, 59
F8387701	67
36020	45, 47
44087201	53, 69, 71, 81, 83
44087301	63, 65, 81, 83
44088001	27, 29, 31, 33, 35, 37
44088801	51
70030401	69
70054	15

O

Opto Coupler	
200674P	19, 21
O-Ring	
F8569101	73, 75, 77, 79
Overflow Hose	
F8521201	69
F8522401	69
F8522501	69
Overflow Plug	
F150352	71

P

Panel Locator	
56079	45, 47, 53

Panel Lock	
44089303P	51
44089306	51
Pin	
F8302701	63, 65
F8502101	53
Pinch Warning Label	
F8615701	9
70538401	9
Pipe Insulation	
F410300	87
F8233708	87
Pipe Nipple	
70435601	87
Plug	
F420408	85, 87
F420409	85, 87
F8223901	51
M400985	51
Pop Rivet	
F431215	49, 51
F431223	55, 57, 59
M400003	17, 27, 29, 31, 33, 35, 37
70058501	11, 19, 21, 27, 29, 31, 33, 35, 37, 73, 75, 77, 79
70412601	45, 47
Power Distribution Block	
M413865	27, 29, 31, 33, 35, 37
Power Distribution Block Cover	
44014901P	27, 29, 31, 33, 35, 37
Power Harness	
F8619101	27, 29, 31, 33, 35, 37, 85
Pressure Cap	
F8579301	69, 71
Pressure Sensor	
F8623401	11, 13, 15, 85
P-Trap Hose	
F8529601	73
F8529602	75
F8529603	77
F8529604	79
Pulse Expander Assembly	
F8034701P	23
Pump Drain and Bracket Assembly	
804038	71
805613	71
805723	71
Pump Drain Bracket	
F8536901	71
F8557101	71
F8557301	71
Pump Drain Conversion Kit	
F8749401	71
F8749403	71
F8749404	71
F8749406	71
F8749407	71
F8749409	71
Pump Drain Hose	
F8556601	71
Pump Drain Rear Hose	
F8537001	71
F8557001	71
F8557201	71

N/A items do not appear in index.

Pushbutton Switch	
70413301	51

R

Radial Lip Seal	
F8203816	67
Rear Drain Hose	
F8543001	69
F8543201	69
F8543501	69
F8587301	69
Rear Panel	
F8527001	51
F8554501	51
F8660101	51
F8660201	51
Rear Vent Hose	
F8616401	73
F8616402	75, 77
F8616404	79
Reed Switch Assembly	
F8066804	61
Retaining Ring	
F8337801	67
F8337901	67
F8344901	67
F8345001	67
Rivet	
M412763	45, 47, 53
Rod	
F602813-2	55, 57, 59

S

Screw	
D503688	43
F430532	55
F430533	57, 59
F430536	55, 57, 59
F8117601	11, 13, 15, 19, 21, 23, 45, 47, 51, 53, 61, 71
F8206901	17, 27, 29, 31, 33, 35, 37, 39, 49, 51, 71
F8230301	73, 75, 77, 79
F8368801	67
F8442702	67
F8535501	55, 57, 59
F8535502	11, 45, 47
F8535601	73, 75, 77, 79
F8574001	81, 83
F8589501	45, 47
F8621601	63, 65
F8658501	71
F8673701	63, 65
M400077	81, 83
202175	69
23222	81, 83
33562	51
39733	27, 29, 31, 33, 35, 37
403497	41
430497	17, 49
51780	51
51783	27, 29, 31, 33, 35, 37
685837	27, 29, 31, 33, 35, 37

70126104	81, 83
70321501	87
800548	73, 75, 77, 79
Seal Scupper Pad	
F8350302	67
Shaft Seal Sleeve Kit	
F8343906P	63, 65
Shell	
F8512101	63
F8512102	63, 85
F8512201	65
F8512202	65, 85, 87
F8514001	63
F8514002	63, 85
F8543701	65
F8543702	65, 85, 87
Shell Band Kit	
F8357802	63
F8537801	63
F8537803	65
Shell Front	
F8652601	65
F8652901	65
F8653001	63
F8653101	63
Shell Front Assembly	
F8229401	63
F8229501	63
F8229601	65
F8229701	65
Shock Warning Label	
F8614201	9
Side Panel	
F8633703	53
F8633704	53
F8633803	53
F8633804	53
F8633903	53
F8633904	53
F8634001	53
F8634002	53
Siphon Cover	
F8047901	73, 75, 77, 79
Snap Bushing	
F140938	11, 13, 15, 27, 29, 31, 33, 35, 37, 39, 41
M402542	11, 13, 15
M411826	11, 13, 15
Spacer	
F431901	61
Spring Bracket	
F8581201	81, 83
Spring Pin	
F431222	55, 57, 59
Spring Stud Kit	
F8748601	81, 83
Steam Filter	
F270307	87
F270308	87
Steam Hose	
F200153P	87
F200197	87
Steam Kit	
F8662601	87
F8662602	87
Street Elbow	
H86070034	87

N/A items do not appear in index.

Stud	
F8634701	81, 83
70334702	69
Supply Vacuum Hose	
F8529401	73
F8529402	75
F8529403	77
F8529404	79

T

Temperature Probe Grommet	
2251000400	63, 65, 85
Terminal	
00622SG	17, 27, 29, 31, 33, 35, 37
Terminal Block	
430642	27, 29, 31, 33, 35, 37
Terminal Block Shield	
70333001	27, 29, 31, 33, 35, 37
Terminal Tray Cover	
F8518301	51
Thermistor	
F8538801	63, 65, 85
Top Cover	
F8525401	51
F8525501	51
F8525601	51
F8554301	51
Top Cover Hinge	
F8258601	51
Top Cover Latch	
F8201001	49
Top Right Cover	
F8374001	15
Torsion/Door Lock Spring	
F8070301	61
Transformer	
F8491101	17
202757	17
202758	17
Triple Lip Seal	
F8203801	67
F8203802	67
F8203803	67
F8203806	67
F8203813	67
F8203814	67
F8203815	67
Tubing	
F8405302	11, 13, 15
F8405303	11, 13, 15

U

USB Cable	
F8667801	89
USB Gateway Kit	
NK330	89
USB IR Interface Kit	
203346	89
USB-Serial Interface Assembly	
203440	89

V

Vacuum Breaker Assembly	
F8517501	73, 75, 77, 79
F8517502	73, 75, 77, 79
F8517503	73, 75, 77, 79
F8517504	73, 75, 77, 79
Vacuum Breaker Guard	
F8589601	73, 75, 77, 79
Valve	
F8322805	87
F8565201	73, 75, 77, 79
F8565202	73, 75, 77, 79
Valve Panel	
F8513101	51
F8513201	51
F8513301	51
F8554401	51
Vend Plate	
F8632501	13, 15, 19, 21, 23

W

Warning Label	
F8611601	9
44324001	9
Washer	
F430339	67
F431115	81, 83
F431133	55, 57, 59
F431147	55, 57, 59
F431916	55, 57, 59
F431929	55, 57, 59
F8193101	61
F8201101	45, 47
F8402701	63, 65
M400080	63, 65
M400081	63, 65
M405535	53
Water Hose Kit	
F8665601	73, 75, 77, 79
F8665602	73, 75, 77, 79
F8665603	73, 75, 77, 79
F8665604	73, 79
Water Pressure Switch	
F8404401	11, 13, 15, 85
Wire Clip	
F8449501	11, 13, 15, 17
70347601	17
70366201	11, 13, 15
Wire Label	
44286804	29, 33, 35
Wireless Harness	
F8520403	17
F8520404	17
Wireless Network Control Assembly	
203532	17
Wireless Network Kit	
204689	89

N/A items do not appear in index.

Y

Y-Connector	
223/00243/00	79
