
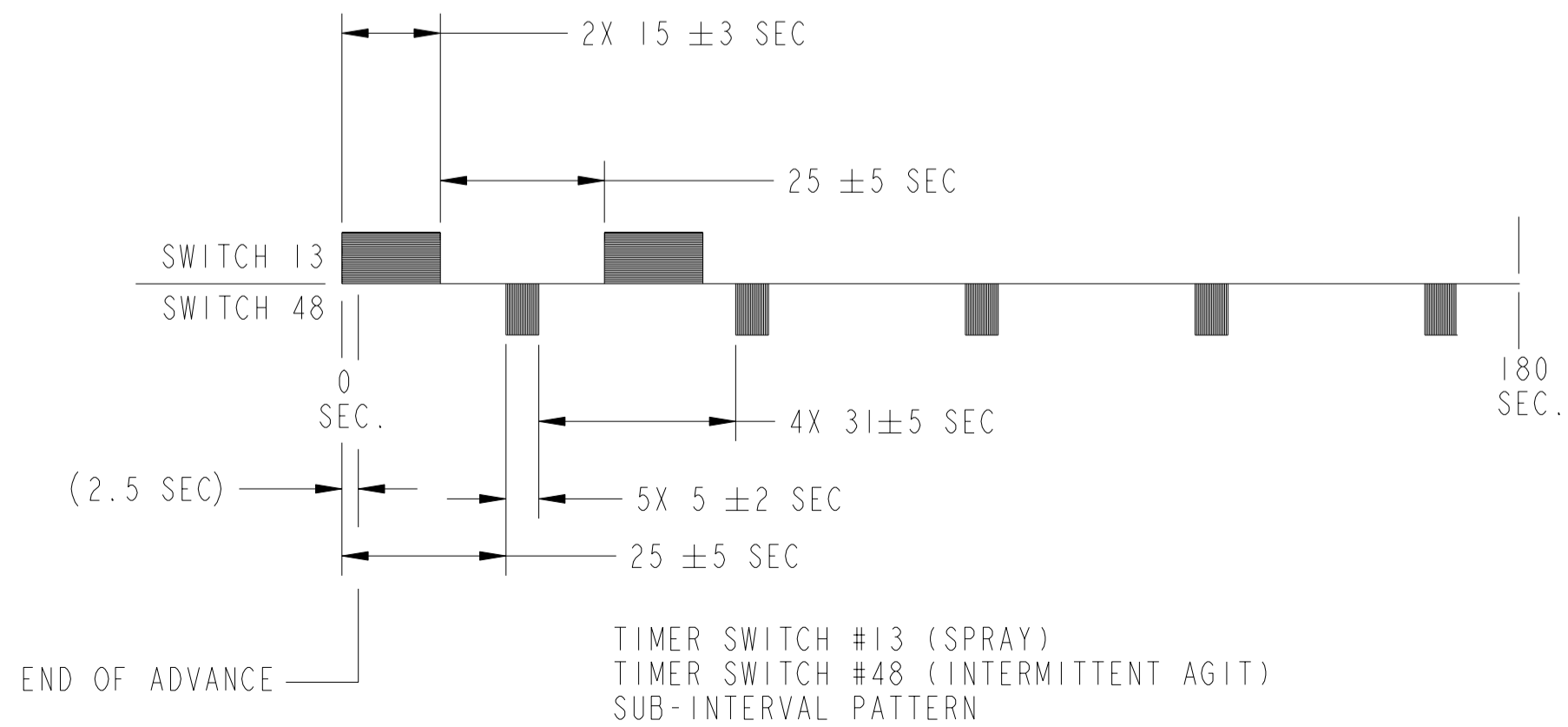


180 SECONDS PER STEP (SEE CHART)

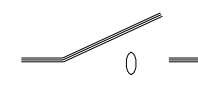




MACHINE FUNCTION FONCTIONS DE LA MACHINE FUNCION de la MAQUINA		SUPER WASH	HEAVY EMPORTE / RESISTENTE	EXTRA RINSE	PERMANENT PRESS SYNTHETIQUES / PERMANENTE PRENSA	EXTRA RINSE	DELICATE DELICAT / DELICADO	EXTRA RINSE	HAND WASHABLES OUVIER LAYER / ENTREGUE WASHABLES	EXTRA RINSE
FILL-AGITATE HI	FILL & WASH									
FILL-AGITATE HI			DRAIN HI							
DRY AGITATE - LO			SPIN HI							
FILL & AGITATE HI			DRAIN HI							
SPRAY			SPIN HI							
AGITATE HI		OFF	AUTO							
			DRAIN HI							
			SPIN HI							
OFF										
FILL-AGITATE HI										
FILL-AGITATE LO										
1/2 TUB DRAIN										
FILL AGITATE LO			DRAIN HI							
			SPIN LO							
FILL - AGITATE HI										
SPRAY			DRAIN HI							
AGITATE HI		OFF	AUTO							
			SPIN LO							
FILL-AGITATE LO										
FILL - AGITATE LO			DRAIN HI							
SPRAY			SPIN LO							
AGITATE LO			AUTO							
			DRAIN HI							
			SPIN LO							
OFF										
INTERMITTENT AGITATION 5 SEC ON 30 SEC OFF LO										
			DRAIN HI							
			SPIN LO							
INTERMITTENT AGIT LO										
SPRAY			DRAIN HI							
FILL - INT AGIT LO			SPIN LO							
OFF										


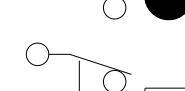
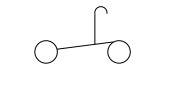
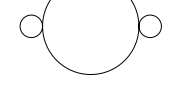
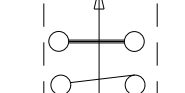

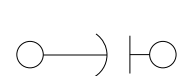



LEGEND	LEGENDE	LEYENDA
1/2 TUB DRAIN	1/2 COVETTE VID	DREN DE LA TINA DEL 1/2
SPRAY	GICLAGE	AEROSOL
BYPASS	DERIVATION	PUENTE
FILL	REMPLISSAGE	LLENAN
AGITATE	AGITER	AGITAN
SPIN	ESSORAGE	VUELTA
HI MOTOR	MOTEUR RAPIDE	ALTO MOTOR
LOW MOTOR	MOTEUR BAS	BAJO MOTOR
WARM/COLD	CHAUDE/FROIDE	CALIENTESE/FRIO
WASH	LAVAGE	COLADA
RINSE	RINCAGE	ACLARACION
DRAIN	VIDENT	DRENAN
DRY/AGITATE	SECHER/AGITER	SECO/AGITAN
BUZZER	VIBREUR	ZUMBADOR
INTERMIT .AGIT	AGITER INTERMITTENT	INTERMITENTE AGITA
EXTRA RINSE	RINCAGE DE PLUS	ACLARADO EXTRA
SUPER WASH	LAVAGE FORMIDABLE	SUPER LAVADO

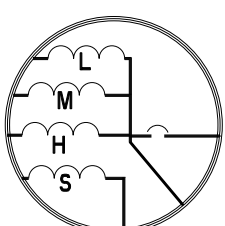


LEGEND / LEGENDE / LEYENDA

-  TIMER SWITCH
INT. DU PROGRAMMATEUR
INTERRUPTOR DEL TEMPORIZADOR
-  INT. COMP CONNECTION
CONNEXION INTERNE DE COMPOSANT
CONEXION INTERNO DEL COMPONENTE
-  HARNESS WIRING
FAISCEAU DE FILS
CABLEADO DEL HARNESS
-  HARNESS CONNECTION
CONNEXION DE FILS
CONEXION DEL HARNESS
-  TERMINAL CONNECTION
CONEXION DE LA BORNE
TERMINAL CONEXION

-  WATER LEVEL SWITCH
INTERRUPTEUR NIVEAU D'EAU
INTERRUPTOR DEL NIVEL DEL AGUA
-  FULL / PLEIN / POR COMPLETO
-  EMPTY / VIDE / VACIO
-  LID SWITCH
INTERRUPTEUR DU COUVERCLE
INTERRUPTOR DE LA TAPA
-  TIMER MOTOR
MOTEUR DE LA MINUTERIE
MOTOR DEL TEMPORIZADOR
-  CENTRIFUGAL SWITCH
CONTACTEUR CENTRIFUGE
CENTRIFUGO INTERRUPTOR
-  CABINET GROUND
TERRE DU CHASSI
CABIN MOLIDA
-  CAPACITOR / CONDENSATEUR / CONDENSADOR

PART NO NUMERO DE PIECE NUMERO DE PIEZA	REV REVISION REVISION
3954668	C

-  DRIVE MOTOR / MOTEUR / IMPULSOR MOTOR
- L** LOW / LENT / BAJO
- M** MED / MED / MEDIA
- H** HIGH / HAUT / ALTO
- S** START / DEMARRENT / EMPIEZAN

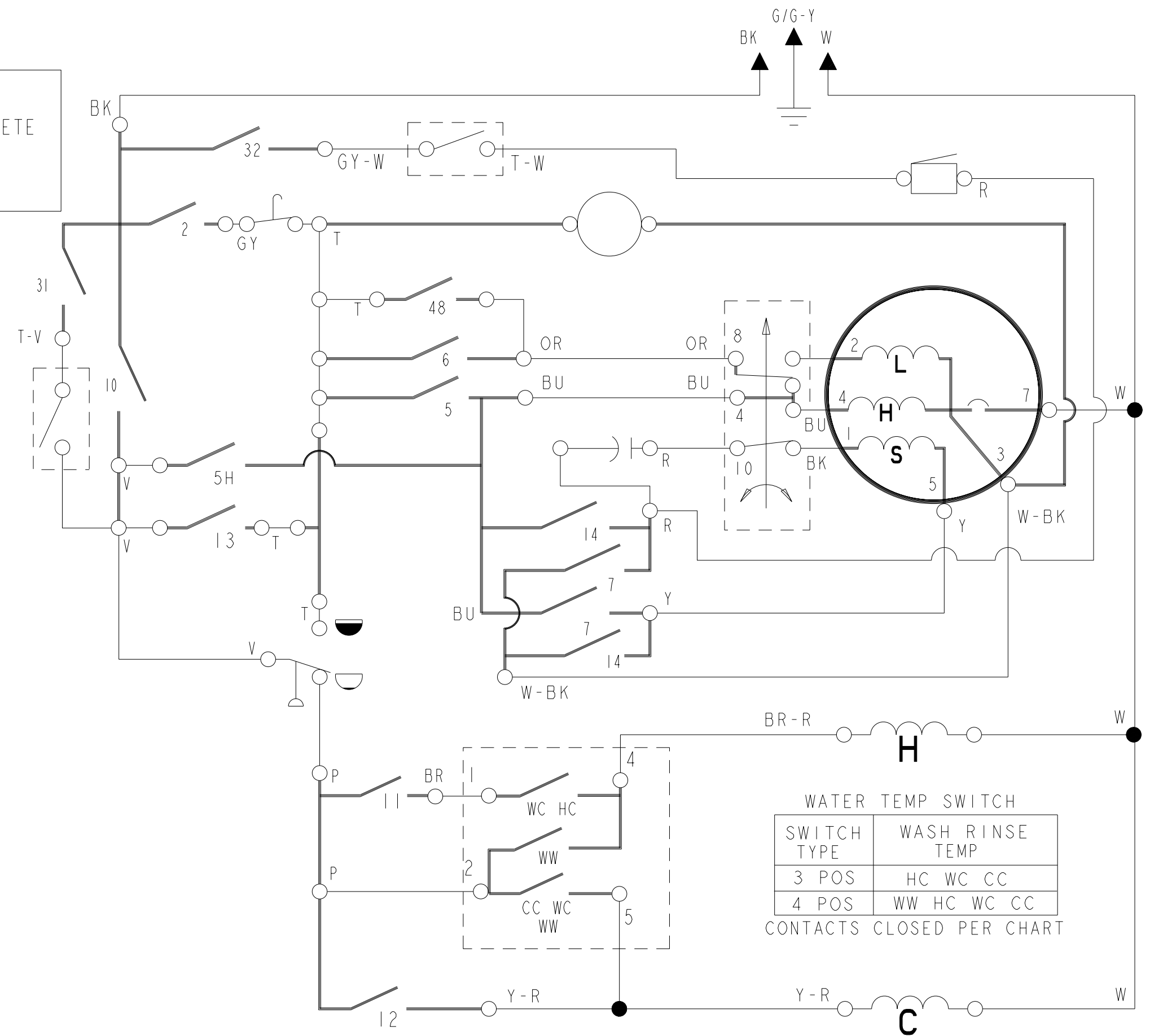
-  HOT VALVE
SQUAPE D'EAU CHAUDE
CALIENTE VALVULA
- H**
-  COLD VALVE
SQUAPE D'EAU FROIDE
FRIA VALVULA
- C**

-  BUZZER
VIBREUR
ZUMBADOR

-  BUZZER ON/OFF
VIBEUR SUR/ARRET
ZUMBADOR EN LEJOS

-  EXTRA RINSE SW SHOWN OFF
RINCADE DE PLUS
ACLARADO EXTRA

TIMER KNOB PUSH OFF
ALL TIMER SWITCHES OPEN
TIRE POUR MARCHE PUSSE POUR ARRETE
BOUTON-FOUSSOIR DU PROGRAMMATEUR
LOS INTERRUPTORES SE ABREN
CUANDO LA PERILLA EMPUJO DE



MANUFACTURED UNDER ONE OR MORE OF THE FOLLOWING UNITED STATES PATENTS:

- DES. 268,183 3,854,308 4,003,613 4,262,870
- 3,576,117 3,856,036 4,005,882 4,268,098
- 3,636,734 3,863,467 4,068,503 4,288,671
- 3,681,947 3,880,188 4,118,957 4,291,556
- 3,696,970 3,884,493 4,129,018 4,306,841
- 3,744,418 3,939,674 4,163,457 4,324,035
- 3,798,931 3,953,146 4,164,130 4,357,813
- 3,798,932 3,987,508 4,174,622 4,366,902
- 3,818,729 3,987,651 4,254,640 4,430,871
- 3,847,812 4,000,631 4,254,641 4,432,528

WATER TEMP SWITCH

SWITCH TYPE	WASH	RINSE	TEMP
3 POS	HC	WC	CC
4 POS	WW	HC	WC
CONTACTS CLOSED PER CHART			