

60 SECONDS PER STEP

FUNCTION CHART

HEAVY DUTY  
EMPORTE/RESISTENTE

PERMANENT PRESS  
SYNTHETIQUES/PERMANENTE PRENSA

HOT - FILL

WARM -

COLD -

WASH HI

DRY AGITATE

DRAIN

SPIN HI

RINSE-AGIT HI

DRAIN

SPRAY

SPIN HI

OFF

HOT - FILL

WARM -

COLD -

WASH HI

1/2 TUB DRAIN

FILL - AGITATE

DRAIN

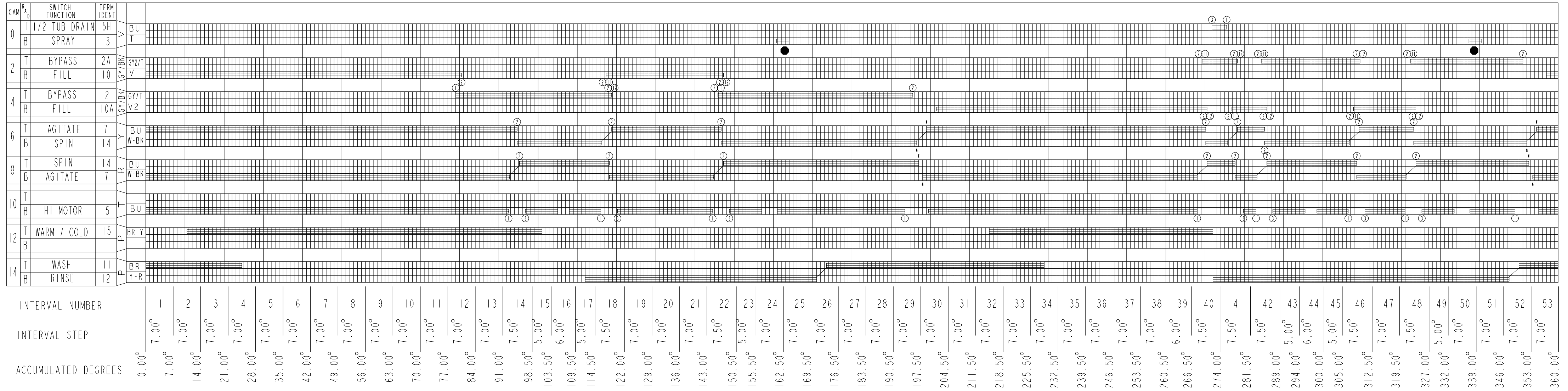
SPIN HI

RINSE-AGIT HI

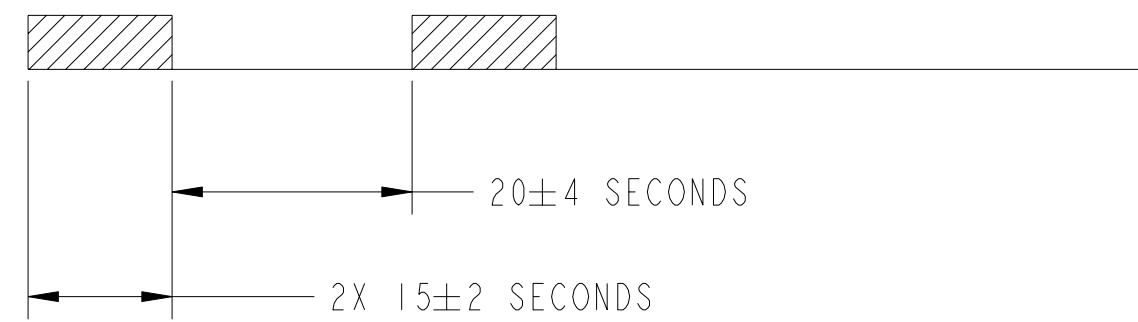
DRAIN

SPRAY SPIN HI

OFF



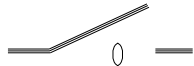




● SUB-INTERVAL TIMING FOR FILL.





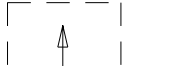

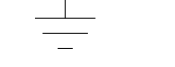



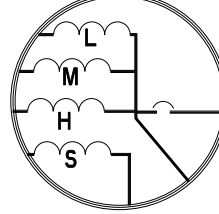


TIMER SWITCH # 13 - SPRAY (REF. ONLY)

LEGEND	LEGENDE	LEYENDA
1/2 TUB DRAIN	1/2 COVETTE VID	DREN DE LA TINA DEL 1/2
SPRAY	GICLAGE	AEROSOL
BYPASS	DERIVATION	PUENTE
FILL	REMPLISSAGE	LLENAN
AGITATE	AGITER	AGITAN
SPIN	ESSORAGE	VUELTA
HI MOTOR	MOTEUR RAPIDE	ALTO MOTOR
LOW MOTOR	MOTEUR BAS	BAJO MOTOR
WARM/COLD	CHAUDE/FROIDE	CALIENTESE/FRIO
WASH	LAVAGE	COLADA
RINSE	RINCAGE	ACLARACION
DRAIN	VIDENT	DRENAN
DRY/AGITATE	SECHER/AGITER	SECO/AGITAN

LEGEND / LEGENDE / LEYENDA

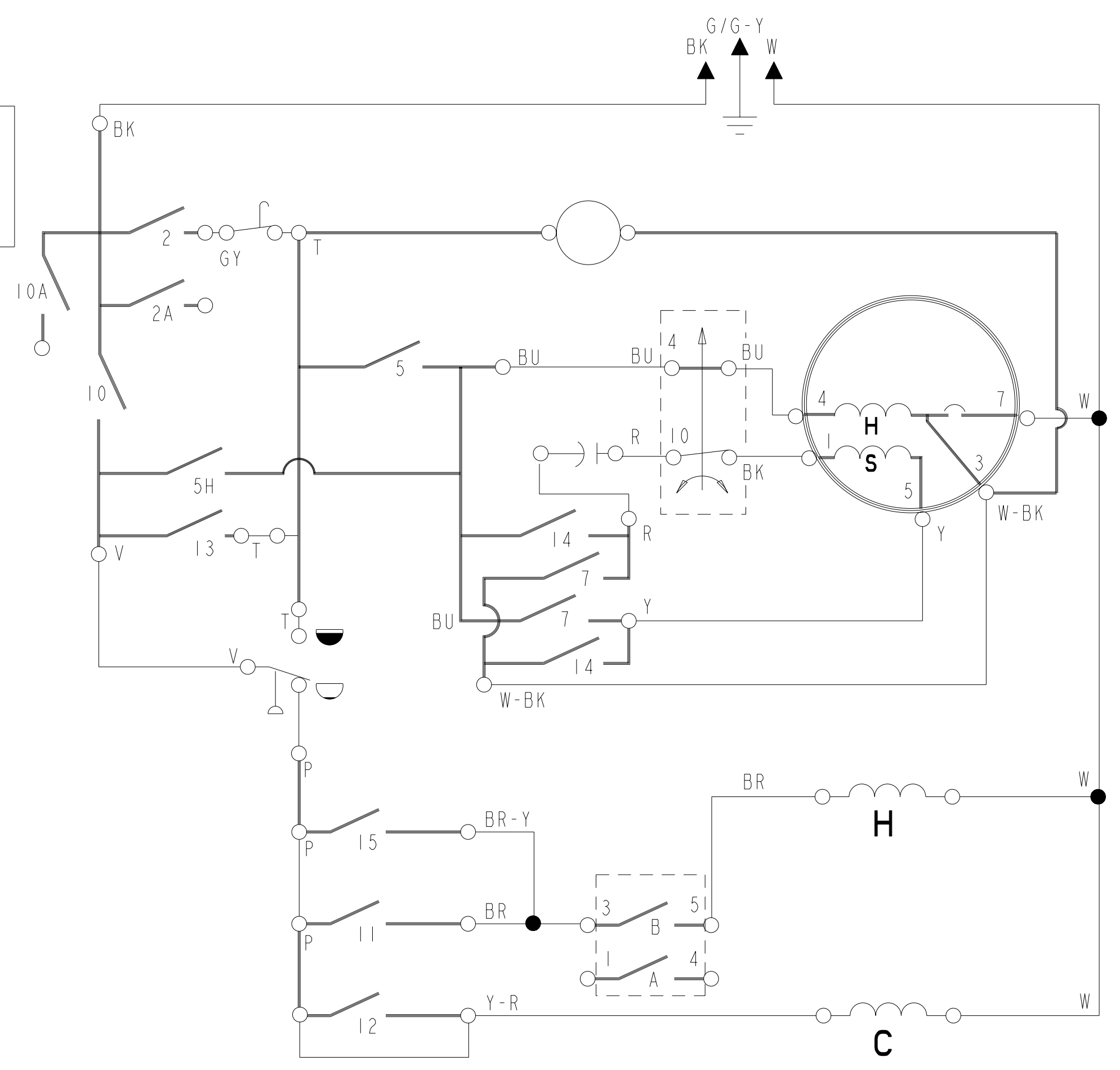
-  TIMER SWITCH  
INT. DU PROGRAMMATEUR  
INTERRUPTOR DEL TEMPORIZADOR
-  INT. COMP CONNECTION  
CONNEXION INTERNE DE COMPOSANT  
CONEXION INTERNO DEL COMPONENTE
-  HARNESS WIRING  
FAISCEAU DE FILS  
CABLEADO DEL HARNESS
-  HARNESS CONNECTION  
CONNEXION DE FILS  
CONEXION DEL HARNESS
-  TERMINAL CONNECTION  
CONEXION DE LA BORNE  
TERMINAL CONEXION

-  WATER LEVEL SWITCH  
INTERRUPTEUR NIVEAU D'EAU  
INTERRUPTOR DEL NIVEL DEL AGUA
-  FULL / PLEIN / POR COMPLETO
-  EMPTY / VIDE / VACIO
-  LID SWITCH  
INTERRUPTEUR DU COUVERCLE  
INTERRUPTOR DE LA TAPA
-  TIMER MOTOR  
MOTEUR DE LA MINUTERIE  
MOTOR DEL TEMPORIZADOR
-  CENTRIFUGAL SWITCH  
CONTACTEUR CENTRIFUGE  
CENTRIFUGO INTERRUPTOR
-  CABINET GROUND  
TERRE DU CHASSI  
CABIN MOLIDA
-  CAPACITOR / CONDENSATEUR / CONDENSADOR

-  DRIVE MOTOR / MOTEUR / IMPULSOR MOTOR
- L** LOW / LENT / BAJO
- M** MED / MED / MEDIA
- H** HIGH / HAUT / ALTO
- S** START / DEMARRENT / EMPIEZAN
-  HOT VALVE  
SQUAPE D'EAU CHAUDE  
CALIENTE VALVULA
- H**
-  COLD VALVE  
SQUAPE D'EAU FROIDE  
FRIA VALVULA
- C**

PART NO. NUMERO DE PIECE NUMERO DE PIEZA	REV REVISION REVISION
<b>3955771</b>	<b>B</b>

TIMER KNOB PUSH OFF  
ALL TIMER SWITCHES OPEN  
TIRE POUR MARCHE POUSSE POUR ARRETE  
BOUTON-FOUSSOIR DU PROGRAMMATEUR  
LOS INTERRUPTORES SE ABREN  
CUANDO LA PERILLA EMPUJO DE



THIS PRODUCT IS COVERED  
BY ONE OR MORE OF THE  
FOLLOWING CANADIAN PATENTS:  
1,022,764 1,128,597 1,244,255  
1,115,977 1,131,928 1,264,080  
1,117,778 1,160,855 1,274,701  
1,121,789 1,199,201 1,287,338  
1,126,536 1,199,202 1,290,161  
1,128,596 1,237,291 1,298,988

MANUFACTURED UNDER ONE OR  
MORE OF THE FOLLOWING  
UNITED STATES PATENTS:  
DES. 268,183 3,854,308 4,003,613 4,262,870  
3,576,117 3,856,036 4,005,882 4,268,098  
3,636,734 3,863,467 4,068,503 4,288,671  
3,681,947 3,880,188 4,118,957 4,291,556  
3,696,970 3,884,493 4,129,018 4,306,841  
3,744,418 3,939,674 4,163,457 4,324,035  
3,798,931 3,953,146 4,164,130 4,357,813  
3,798,932 3,987,508 4,174,622 4,366,902  
3,818,729 3,987,651 4,254,640 4,430,871  
3,847,812 4,000,631 4,254,641 4,432,528

WATER TEMP SWITCH ICOMMUTEUR TEMPERATURE DE L'EAU INTERRUPTOR DE LA TEMPERATURA DEL AGUA		
SWITCH COMMUTEUR CAMBIAN	<b>WC</b>	<b>CC</b>
<b>A</b>		<b>X</b>
<b>B</b>	<b>X</b>	