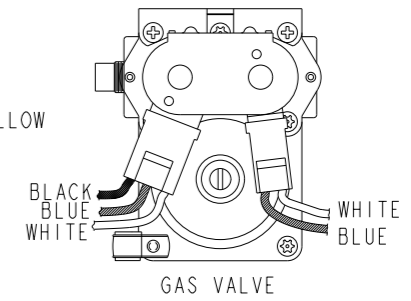
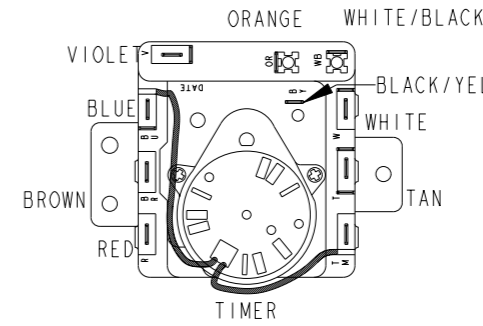
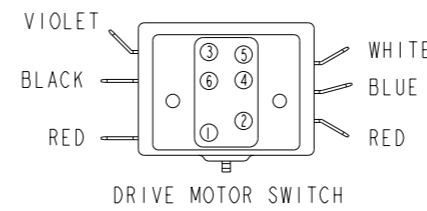
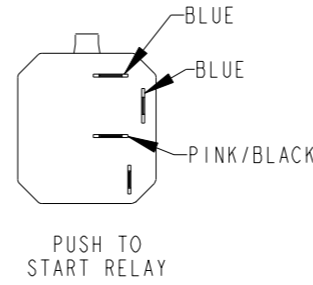
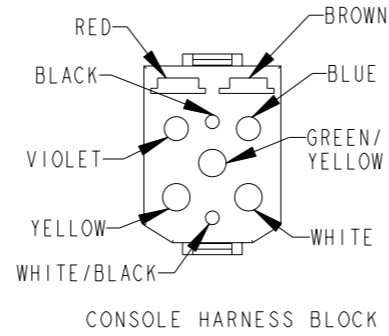


TIMER POSITION	TIMER SWITCH						LEGEND
	TM-OR	TM-WB	BR-BU-V	BR-BU	BR-R	T-BY	
AUTO-REGULAR							□ = OPEN
AUTO-SOFT/LOW HEAT							▨ = CLOSED
COOL DOWN AIR	①	①	■				■ = DOESN'T MATTER
END OF CYCLE							① = EITHER (NOT BOTH)
TIMED-REGULAR							+
TIMED-SOFT/LOW HEAT							+ = CLOSED INTERMITTENTLY
GUARD						+	

MANUFACTURED UNDER ONE OR MORE OF THE FOLLOWING U.S. PATENTS:

3,702,030	3,962,617
3,762,064	4,086,709
3,769,716	4,132,008
3,815,258	4,385,452
3,889,392	4,430,809
3,890,720	4,003,613
3,959,891	4,821,535



ELECTRIC WIRING DIAGRAM GAS

