

LEGEND

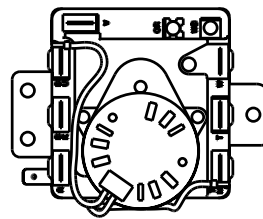
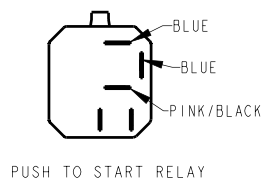
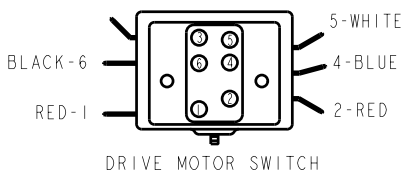
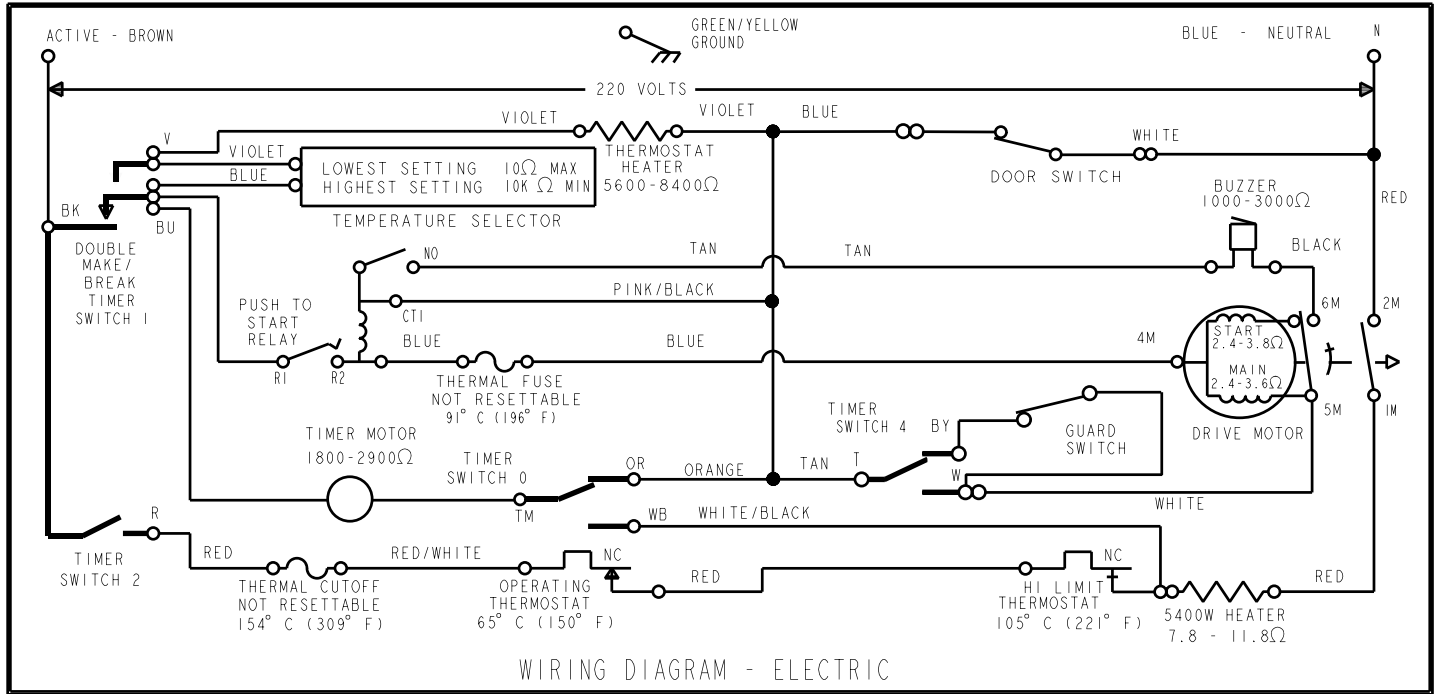
- — COMPONENT MAY OR MAY NOT BE USED
- — TIMER CONSTRUCTION
- TERMINAL CONNECTION
- SPLICE
- ∞ IN LINE CONNECTION

TIMER POSITION	TIMER SWITCH						LEGEND
	TM-OR	TM-WB	BK-BU-V	BK-BU	BK-R	T-W	
AUTO-REGULAR							□ = OPEN
AUTO-SOFT/LOW HEAT							▨ = CLOSED
COOL DOWN AIR	○	○	■				■ = DOESN'T MATTER
END OF CYCLE							⊙ = EITHER (NOT BOTH)
TIMED-REGULAR							⊞ = CLOSED INTERMITTENTLY
TIMED-SOFT/LOW HEAT							
GUARD					+		

MANUFACTURED UNDER ONE OR MORE OF THE FOLLOWING U.S. PATENTS:

3,702,030	3,890,720	4,132,008
3,762,064	3,959,891	4,385,452
3,769,716	3,962,617	4,430,809
3,815,258	4,003,613	4,821,535
3,889,392	4,086,709	

CAUTION: LABEL ALL WIRES PRIOR TO DISCONNECTION WHEN SERVICING CONTROLS. WIRING ERRORS CAN CAUSE IMPROPER AND DANGEROUS OPERATION. VERIFY PROPER OPERATION AFTER SERVICING.



PART NO.
W10119073
REV A