

MANUFACTURED UNDER ONE OR MORE OF THE FOLLOWING US PATENTS:

4669200, 4700495, 4754556, 4840285, 4865366, 4899464,  
4908959, 4989347, 5066050, 5560120, 5809828, 6020698,  
6047486, 6199300, 6446357, D314261, D314262, D457991,  
D457992

MANUFACTURED UNDER ONE OR MORE OF THE FOLLOWING CANADIAN PATENTS:  
FABRIQUE SOUS UN OU PLUSIEURS DES BREVETS CANADIENS SUIVANTS:

1273387, 1315539, 2016304

MANUFACTURADO BAJO UNA O MAS DE LAS SIGUIENTES PATENTES MEXICANAS:

189136

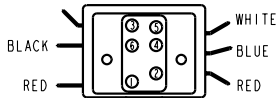
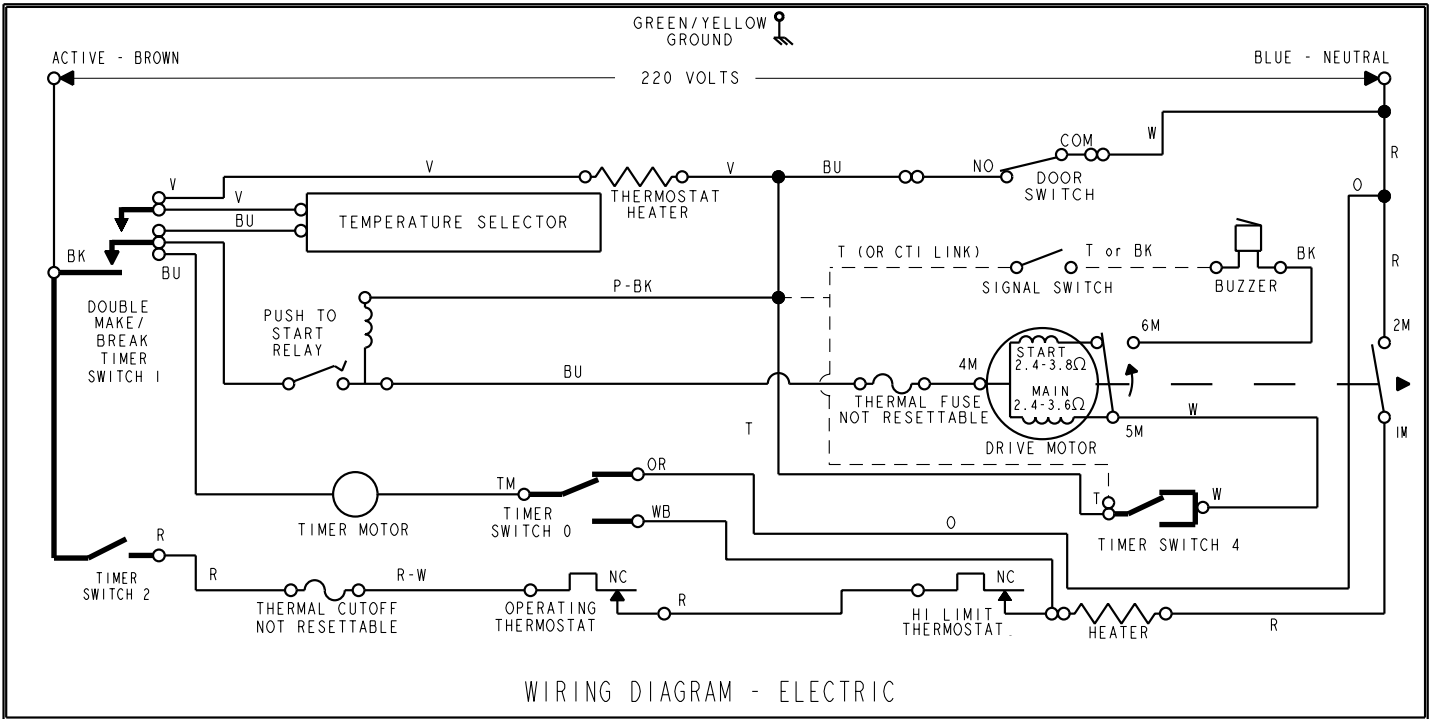
TIMER POSITION	TIMER SWITCH						LEGEND
	TM-OR	TM-WB	BK-BU-V	BK-BU-R	T-W	T-W	
AUTO-REGULAR							□ = OPEN
AUTO-SOFT/LOW HEAT							▨ = CLOSED
COOL DOWN AIR	⊙	⊙					■ = DOESN'T MATTER
END OF CYCLE							⊙ = EITHER (NOT BOTH)
TIMED-REGULAR							⊕ = CLOSED INTERMITTENTLY
TIMED-SOFT/LOW HEAT							
GUARD							

PART NO	REV
WI0167648	B

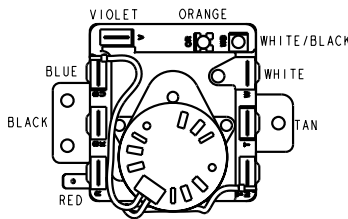
### LEGEND

- COMPONENT MAY OR MAY NOT BE USED
- TIMER CONSTRUCTION
- TERMINAL CONSTRUCTION
- SPLICE
- ∞ IN LINE CONNECTION

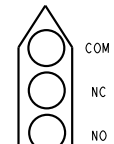
**WARNING** - DISCONNECT FROM ELECTRICAL SUPPLY BEFORE SERVICING UNIT.



DRIVE MOTOR SWITCH



TIMER



DOOR SWITCH CONNECTOR

CAUTION: LABEL ALL WIRES PRIOR TO DISCONNECTION WHEN SERVICING CONTROLS. WIRING ERRORS CAN CAUSE IMPROPER AND DANGEROUS OPERATION. VERIFY PROPER OPERATION AFTER SERVICING.