

LEGEND

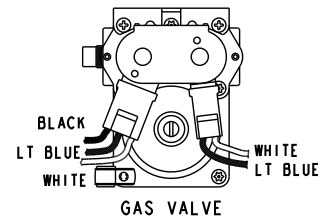
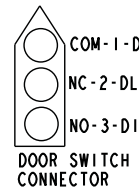
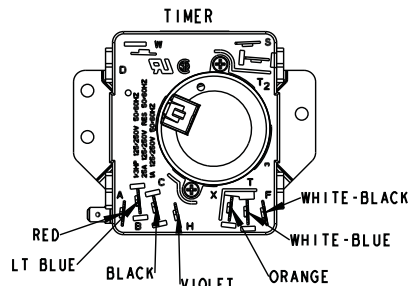
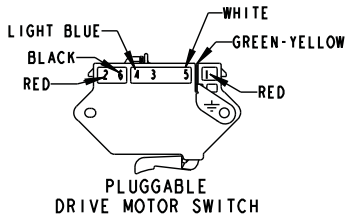
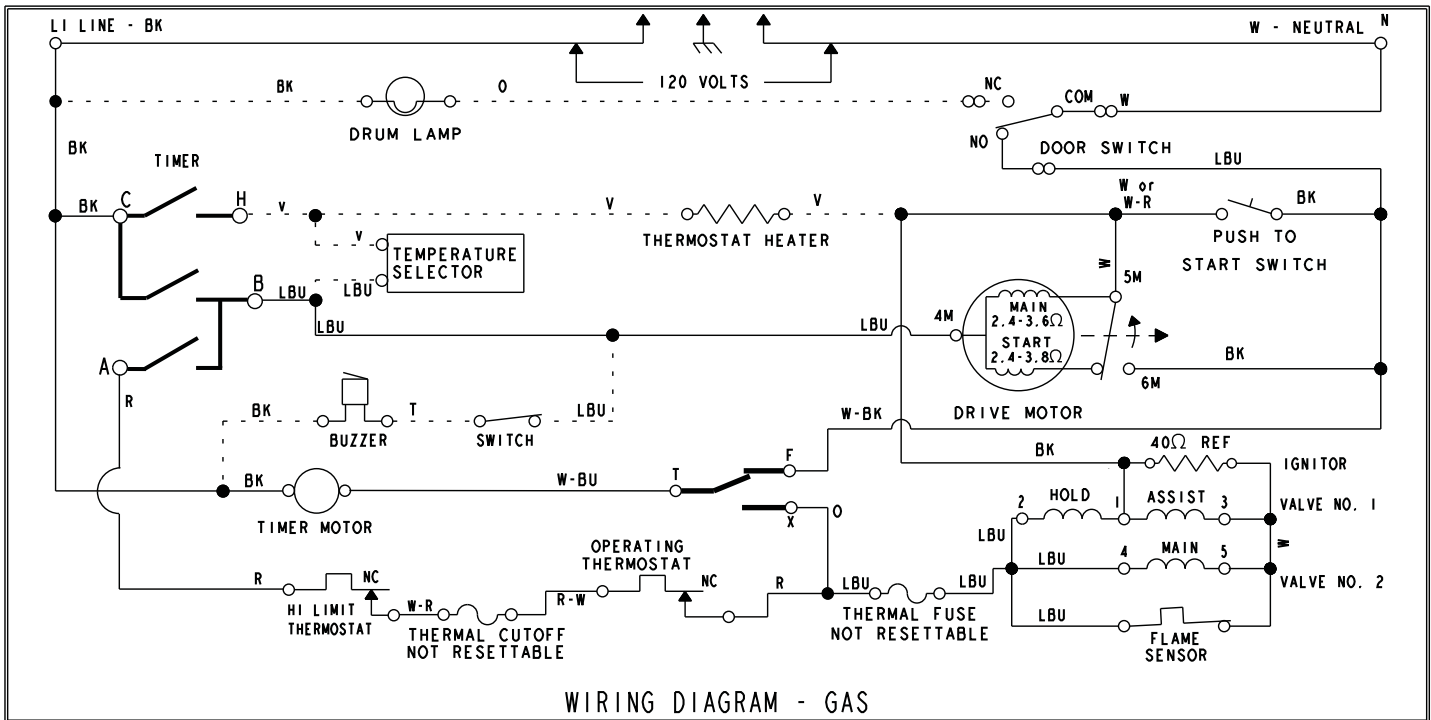
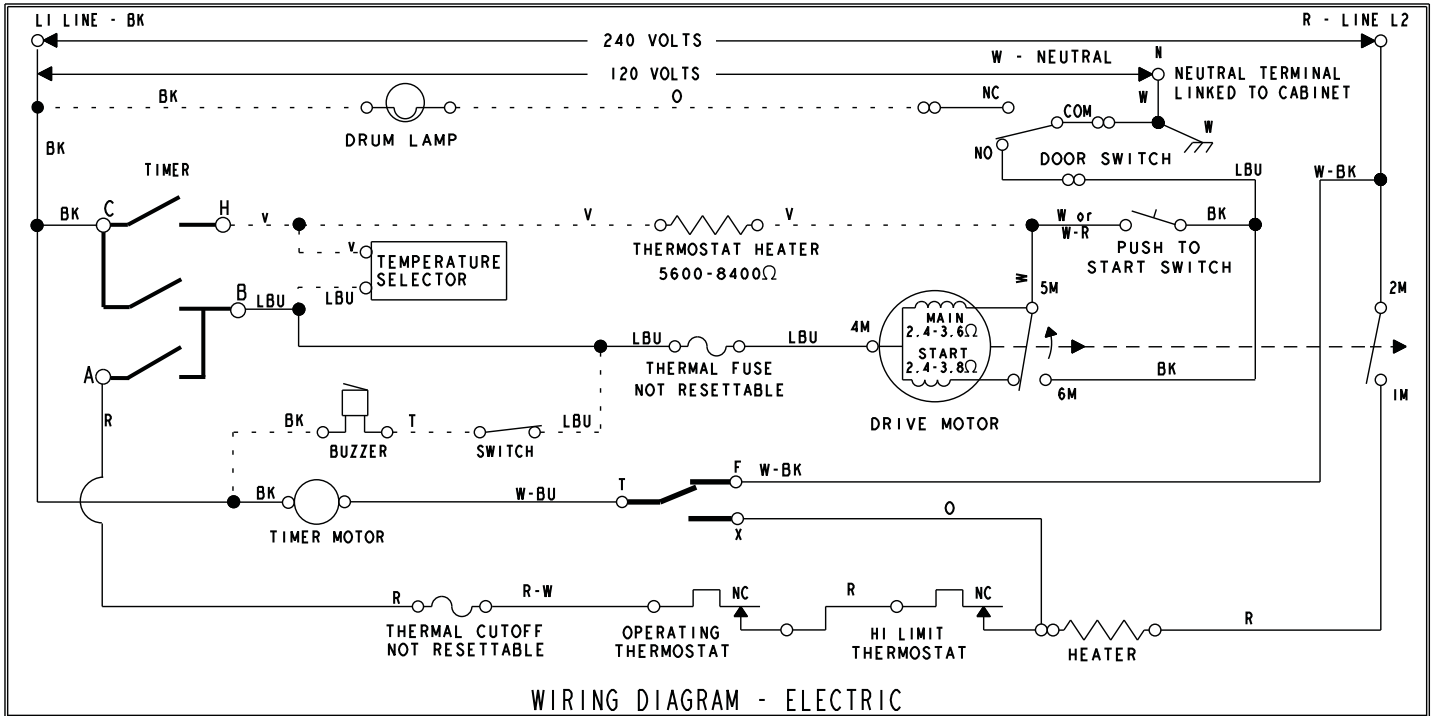
- - - COMPONENT MAY OR MAY NOT BE USED
- TIMER CONSTRUCTION
- TERMINAL CONNECTION
- SPLICE
- ∞ IN LINE CONNECTION

TIMER POSITION	TIMER SWITCH					LEGEND
	T-F	T-X	C-H	C-B	C-A	
AUTO-REG/HIGH	□	□	□	□	□	□ = OPEN
* AUTO-LOW HEAT	▨	▨	▨	▨	▨	▨ = CLOSED
COOL DOWN AIR	⊙	⊙	⊙	⊙	⊙	⊙ = DOESN'T MATTER
END OF CYCLE	⊙	⊙	⊙	⊙	⊙	⊙ = EITHER (NOT BOTH)
TIMED-REG/HIGH	▨	▨	▨	▨	▨	* = WHERE SPECIFIED
*TIMED-LOW HEAT	▨	▨	▨	▨	▨	

MANUFACTURED UNDER ONE OR MORE OF THE FOLLOWING US PATENTS:
 4669200, 4700495, 4754556, 4840285, 4865366, 4899464,
 4908959, 4989347, 5066050, 5560120, 5809828, 6020698,
 6047486, 6199300, 6446357, 6314261, 6314262, 6457991,
 6457992

CAUTION: LABEL ALL WIRES PRIOR TO DISCONNECTION WHEN SERVICING CONTROLS. WIRING ERRORS CAN CAUSE IMPROPER AND DANGEROUS OPERATION. VERIFY PROPER OPERATION AFTER SERVICING.

WARNING-DISCONNECT FROM ELECTRICAL SUPPLY BEFORE SERVICING UNIT



LABEL NO.
W10185978
 REV. J