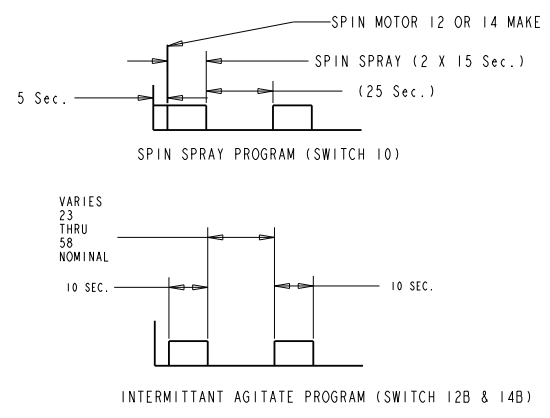


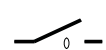




KEY  
 □ CONTACT OPEN ON CHART  
 ■ CONTACT CLOSED ON CHART  
 ⌋ DIAL-IN LOCATION

ENGLISH	FRENCH	SPANISH
AGITATE	AGITER	AGITAN
BLEACH	BLANCHIMENT	BLANQUEO
BUZZER	VIBEUR	SENAL SONORA
BYPASS	DERIVATION	PUENTE
DRAIN	VIDENT	DRENAN
EXTRA RINSE	RINCAGE DE PLUS	ADICIONAL ACLARACION
FILL	REPLISSAGE	LLENAN
HIGH	HAUT	ALTO
INT AGITATE	AGITER INTERMITTENT	INTERMITENTE AGITE
LO	LENT	BAJO
MED	MED	MEDIA
MOTOR	MOTEUR	MOTOR
NORMAL	NORMALE	NORMAL
PERMANTENT PRESS	SYNTHETIQUES	PERMANTENT PRENSA
PREWASH	PRE LAVAGE	PRE COLADA




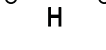
ENGLISH	FRENCH	SPANISH
RINSE	RINCAGE	ACLARACION
SOAK	IMBIBERT	REMOJAN
SPIN	ESSORAGE	VUELTA
SPRAY	CICLAGE	AEROSOL
WASH	LAVAGE	COLADA
TIMED FILL	SYNCHRONISES REPLISSAGE	SINCRONIZADO TERRAPLEN
1/2 TUB DRAIN	1/2 COVETTE VID	DREN DE LA TINA DEL 1/2
FAB. SOFTNER	RAMOLLISSANT DE TISSU	SUAUZADOR DE LA TELA
DETERGENT	DETERGENT	DETERGENTE
ULTRA CLEAN	ULTRA PROPRE	ULTA LIMPIO



LEGEND / LEGENDE / LEYENDA

-  TIMER SWITCH  
INT. DU PROGRAMMATEUR  
INTERRUPTOR DEL TEMPORIZADOR
-  INT. COMP CONNECTION  
CONNEXION INTERNE DE COMPOSANT  
CONEXION INTERNO DEL COMPONENTE
-  HARNESS WIRING  
FAISCEAU DE FILS  
CABLEADO DEL HARNESS
-  HARNESS CONNECTION  
CONNEXION DE FILS  
CONEXION DEL HARNESS
-  TERMINAL CONNECTION  
CONEXION DE LA BORNE  
TERMINAL CONEXION

WASH RINSE / RINCAGE DE LAVAGE / ACLARACION DE LA COLADA


- DRIVE MOTOR / MOTEUR / IMPULSOR MOTOR
-  L LOW / LENT / BAJO
  -  M MEDIUM / SUPPORT / MEDIA
  -  H HIGH / HAUT / ALTO
  -  S START / DEMARRENT / EMPIEZAN

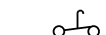
 HOT VALVE  
SQUAPE D'EAU CHAUDE  
CALIENTE VALVULA

 C COLD VALVE  
SQUAPE D'EAU FROIDE  
FRIA VALVULA

 WATER LEVEL SWITCH  
INTERRUPTEUR NIVEAU D'EAU  
INTERRUPTOR DEL NIVEL DEL AGUA

 FULL / PLEIN / POR COMPLETO

 EMPTY / VIDE / VACIO

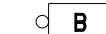
 LID SWITCH  
INTERRUPTEUR DU COUVERCLE  
INTERRUPTOR DE LA TAPA

 TIMER MOTOR  
MOTEUR DE LA MINUTERIE  
MOTOR DEL TEMPORIZADOR

 CENTRIFUGAL SWITCH  
CONTACTEUR CENTRIFUGE  
CENTRIFUGO INTERRUPTOR

 CABINET GROUND  
TERRE DU CHASSI  
CABIN MOLIDA

 CAPACITOR / CONDENSATEUR / CONDENSADOR

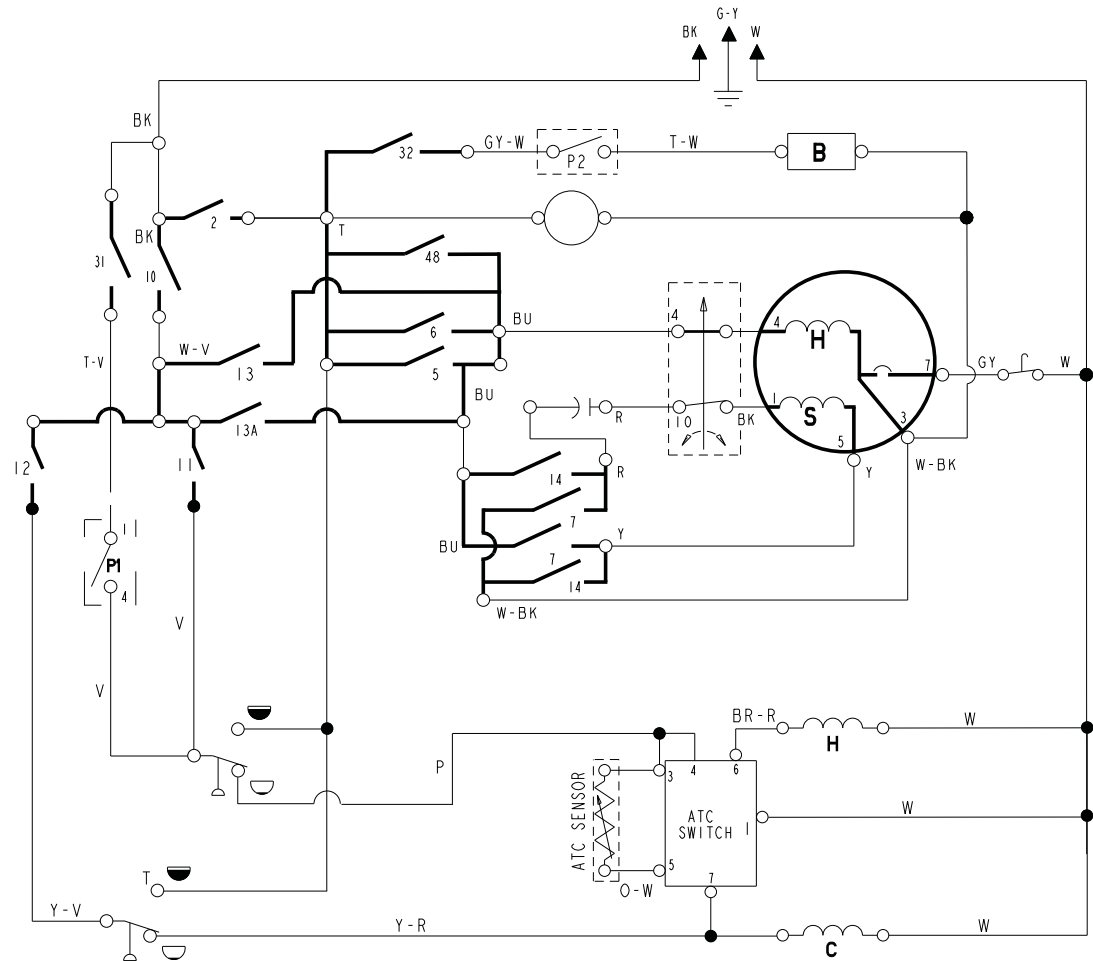
 B BUZZER / VIBREUR / SENAL SONORA

EXTRA-RINSE SUPPLEMENTAIRE RINCAGE ADICIONAL ACLARACION	
	P1
OFF/ARRET/DE	
ON / SUR / EN	X

END OF CYCLE FIN DE CYCLE FINAL DE CICLO	
	P2
OFF/ARRET/DE	
ON / SUR / EN	X

TIMER KNOB PUSH OFF  
ALL TIMER SWITCHES OPEN  
TIRE POUR MARCHÉ POUSSÉ POUR ARRÊTE  
BOUTON-FOUSSOIR DU PROGRAMMATEUR  
LOS INTERRUPTORES SE ABREN  
CUANDO LA PERILLA EMPUJO DE

PART NO. NUMERO DE PIECE NUMERO DE PIEZA	REV REVISION REVISION
<b>W10362941</b>	<b>A</b>



TSC TEMPERATURE SWITCH CHART  
DIAGRAMME DE COMMUTEUR DE LA TEMPERATURE  
CARTA DE INTERRUPTOR DE LA TEMPERATURA

BI-METAL  
BI-MÉTAL  
BI-METAL

TSC W10113058			
POS	WASH / RINSE	WASH TEMP	RINSE TEMP
1	C/C	COLD	COLD
2	C/C	62°	COLD
3	W/C	78°	COLD
4	H/C	105°	COLD

TSC W10114118			
POS	WASH / RINSE	WASH TEMP	RINSE TEMP
1	C/C	COLD	COLD
2	C/C	70°	COLD
3	W/C	82°	COLD
4	H/C	110°	COLD

TSC 8578335			
POS	WASH / RINSE	WASH TEMP	RINSE TEMP
1	C/C	COLD	COLD
2	C/C	70°	COLD
3	W/C	93°	COLD
4	H/C	110°	COLD