





Dexter DDBD50 (Spring 2011) Control Assembly Group



Dexter Commercial Dexter DDBD50 (Spring 2011) Dryer Parts Parts Diagram Control Assembly Group
 Click on the part number to view part

Item	Original Part Number	Replaced By	Status	Part Description
*	9857-189-001		Not Available	Control Assmbly Complete (all below included)
"	9108-117-001			Electric Box Cover w/ Hinge
"	8220-001-478			Wire Assembly Green 70
"	8639-621-007			Screw, Green Grounding
"	8641-582-006			Lockwasher
3	9897-026-002			Terminal Block Main Power Middle
4	9897-026-001			Terminal Block
*	9545-045-012		Not Available	Screw #8 ABx1 2 for terminal block
5	8711-011-001			Transformer Ignition
*	9545-008-024			Screw HX Head Tapping (Mounts bracket housing to dryer)

6	9982-348-001	Not Available	Plate Assembly MTG Ignition Control
*	9545-008-024		Screw HX Head Tapping (Mounts bracket housing to dryer)
7	9857-116-003		Control, Ignition Fenwall (3 trybox)
*	8640-411-003		Nut, Switch Locking
8	9631-403-009		Wire Assembly High Voltage Upper
9	9627-860-001		Wire Harness Ignition Control Upper
10	9627-860-002		Wire Harness Ignition Control Lower
*	9053-067-002		Bushing Wire 7/8"
13	9200-001-002		Fuseholder
14	8636-018-001		Fuse - 1.5 A.
15	5192-299-001		Relay Power (after Serial # 217612)
16	9897-036-035	Not Available	Terminal Block Assembly Main Power Inlet
*	9545-008-024		Screw HX Head Tapping (Mounts bracket housing to dryer)
"	8220-062-036		Wire Assembly Red/Black 14"
"	8220-062-037		Wire Assembly Red/White 14"
"	8220-062-038		Wire Assembly White 14"
21	9627-864-001		Wire Harness Motor Extension
*	9527-007-001		Stand Off - Wire Saddle / Arrowhead
"	9545-031-005		Screw
22	9558-029-003		Strip , Terminal Marker
*	9627-863-001		Wire Harness Main Extension
23	9631-403-008		Wire Ass'y - High Voltage Lower
25	9627-859-001	9627-859-002	Wiring Harness