





## Dexter DDBD50KC Control Assembly Group



[Dexter Commercial Dexter DDBD50KC Dryer Parts](#) Parts Diagram Control Assembly Group

[Click on the part number to view part](#)

Item	Original Part Number	Replaced By	Status	Part Description
*	9857-189-001		Not Available	Control Assmby Complete (all below included)
"	<a href="#">9108-117-001</a>			Electric Box Cover w/ Hinge
"	<a href="#">8220-001-478</a>			Wire Assembly Green 70
"	<a href="#">8639-621-007</a>			Screw, Green Grounding
"	<a href="#">8641-582-006</a>			Lockwasher
3	<a href="#">9897-026-002</a>			Terminal Block Main Power Middle
4	<a href="#">9897-026-001</a>			Terminal Block
*	9545-045-012		Not Available	Screw #8 ABx1 2 for terminal block
5	<a href="#">8711-011-001</a>			Transformer Ignition
*	<a href="#">9545-008-024</a>			Screw HX Head Tapping (Mounts bracket housing to dryer)

6	9982-348-001	Not Available	Plate Assembly MTG Ignition Control
*	<a href="#">9545-008-024</a>		Screw HX Head Tapping (Mounts bracket housing to dryer)
7	<a href="#">9857-116-003</a>		Control, Ignition Fenwall (3 trybox)
*	<a href="#">8640-411-003</a>		Nut, Switch Locking
8	<a href="#">9631-403-009</a>		Wire Assembly High Voltage Upper
9	<a href="#">9627-860-001</a>		Wire Harness Ignition Control Upper
10	<a href="#">9627-860-002</a>		Wire Harness Ignition Control Lower
*	<a href="#">9053-067-002</a>		Bushing Wire 7/8"
13	<a href="#">9200-001-002</a>		Fuseholder
14	<a href="#">8636-018-001</a>		Fuse - 1.5 A.
15	<a href="#">5192-299-001</a>		Relay Power (after Serial # 217612)
16	9897-036-035	Not Available	Terminal Block Assembly Main Power Inlet
*	<a href="#">9545-008-024</a>		Screw HX Head Tapping (Mounts bracket housing to dryer)
"	<a href="#">8220-062-036</a>		Wire Assembly Red/Black 14"
"	<a href="#">8220-062-037</a>		Wire Assembly Red/White 14"
"	<a href="#">8220-062-038</a>		Wire Assembly White 14"
21	<a href="#">9627-864-001</a>		Wire Harness Motor Extension
*	<a href="#">9527-007-001</a>		Stand Off - Wire Saddle / Arrowhead
"	<a href="#">9545-031-005</a>		Screw
22	<a href="#">9558-029-003</a>		Strip , Terminal Marker
*	<a href="#">9627-863-001</a>		Wire Harness Main Extension
23	<a href="#">9631-403-008</a>		Wire Ass'y - High Voltage Lower
25	<a href="#">9627-859-001</a>	<a href="#">9627-859-002</a>	Wiring Harness