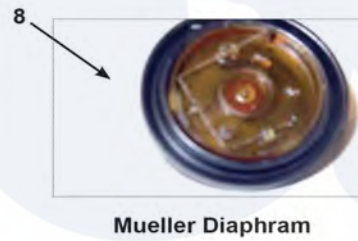

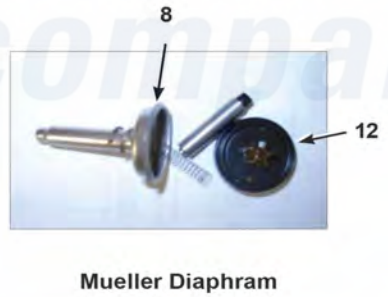



Dexter WCAD20KCS-10 (T300) Water Inlet Valve Breakdown Parts



Dexter [Commercial Dexter WCAD20KCS-10 \(T300\) Washer Parts](#) Parts Diagram Water Inlet Valve Breakdown Parts
 Click on the part number to view part

Item	Original Part Number	Replaced By	Status	Part Description
*	9379-183-003			Valve, Water Inlet (dual outlet) (see Water Inlet Valve Breakdown for individual parts)
1	9555-056-001			Screen, Inlet end of valve
2	9089-017-001			Coil Assy., 120 V
3	9118-049-001			Diaphragm
4	9211-021-002			Guide, Solenoid
5	9015-008-001			Armature
6	9534-298-001			Spring, Armature
10	9379-192-001			Valve Water Inlet (single outlet)
11	9379-192-002			Valve Water Body Complete (no coil)

12	9118-054-001	Diaphragm Mueller
13	9183-046-001	Filter Mueller
14	9089-051-001	Coil Mueller
16	9785-001-001	Diaphragm Assembly Mueller
*	9379-191-001	Dual Coil Water Valve Elbie
"	9732-195-001	Kit, Elbie water Valve w/bracket

the laundry company[®]

the laundry company[®]

the laundry company[®]